



2010 IHL Turner Cup Champions



2010
OFFICIAL GUIDE
& RECORD BOOK



FORT WAYNE KOMETS

EST. 1952

OFFICIAL GUIDE AND RECORD BOOK 2010

Fort Wayne Komet Hockey Club
1010 Memorial Way
Fort Wayne, Indiana 46805
www.Komets.com

TABLE OF CONTENTS

	Page
Directory, Fort Wayne Komets	3
Directory, CHL	4
Directory, Fort Wayne Area Media	5
Komet History	6
Bio, Stephen Franke	7
Bio, Michael Franke	8
Bio, David Franke	8
Bio, Scott Sproat	9
Bio, Chuck Bailey	9
Bio, Bob Chase	10
Mike Emrick on Bob Chase	11
December 1960, Oh What A Night!	12
Bio, Al Sims	13
2010-11 Season Opening Roster	13
Bios, 2010-11 Players	14-22
2009-10 Season Review	23
2009-10 Final Standings	23
2009-10 Regular Season teamstats	23
2009-10 Home teamstats	24
2009-10 Road teamstats	25
2009-10 Monthly teamstats	26-29
2009-10 Game Summaries	30
2010 Playoffs Season Review	31
2010 Playoffs teamstats	32
2010 Playoffs Game Summaries	32
2010 Playoffs Home teamstats	33
2010 Playoffs Road teamstats	33
2009-10 Season Notes	34
2010 Fort Wayne IHL End-of-Season Awards	34
2009-10 End-of-Season Team Player Awards	35



All Time Records 1952-2010	36
Season-By-Season Records	36
Home and Road Records	37
Head Coaching Records, Season-By-Season	38
Opening Game Records, Season Openers	39
Opening Game Records, Home Openers	40
Thanksgiving Day Games	41
New Year's Eve Games	42
Team-Vs-Team, Active Teams Records	43
Regular Season Championships	43
League Championships	43
Attendance records, regular season, playoffs	43
Most Home Wins in a Season	43
Top 10 Point Leaders	44
50-Goal Scorers	44
Goaltender Best Goals-Against-Averages	44
100+ Point Seasons, Individuals	44
Most Career Games Played	44
Komets TEAM Regular Season Records	45
Komets PLAYER Regular Season Records	46
Komets GOALTENDER Reg Season Records	46
Komets TEAM Playoff Records	47
Komets PLAYER Playoff Records	47
Komets GOALTENDER Playoff Records	48
Top 10 Playoff Scoring Leaders	48
Game 7's, Komets All Time Record	48
Komets Playoff Totals	49
Names On The Cups	53
Honors, Awards	50-53
Comcast Komet Hall Of Fame	54
Retired Numbers (Numbers and player bios)	55-59
Komets Jersey Auctions	60
2010-11 Komets Schedule	61

2010 Fort Wayne Komets Official Guide & Record Book

Editor: Chuck Bailey | Special thanks to Blake Sebring, Don Tanner, Mike Emrick | Cover photo by John Rothwell.

All rights reserved, 2010. Fort Wayne Komet Hockey Club.

The use of any part of this publication in any form or by any means- electronic, mechanical, photocopying, recording or otherwise - without the express written consent of the Fort Wayne Komet Hockey Club is prohibited.

ACCURACY REMAINS TOP PRIORITY OF THE FORT WAYNE KOMET HOCKEY CLUB.

The Fort Wayne Komet Hockey Club appreciates comments and clarification from all users. Please direct these to Chuck Bailey, Director of Communications, Fort Wayne Komets, 1010 Memorial Way, Fort Wayne, Indiana, 46805, 260-483-0011, komets@komets.com.

copyright 2010

FORT WAYNE KOMET HOCKEY CLUB DIRECTORY

1010 Memorial Way, Suite 100, Fort Wayne, Indiana 46805
 Tel: 260-483-0011 • Bus. Fax: 260-483-3899 • PR Fax: 260-483-6307
 Email: komets@komets.com • PR Email: chuck@komets.com • www.komets.com



Business Operations

Stephen Franke	Chief Executive Officer
Michael Franke	Governor/President
David Franke	Vice President, General Manager
Scott Sproat	Executive Vice President, Sales and Marketing (scott@komets.com)
Eugene Evans	Chief Financial Officer
Nancy Halaburda	Business Manager
Tammy Steinforth	Corporate Secretary/Group Sales (tammy@komets.com)
Jody Grantham	Secretary/Group Sales (jody@komets.com)
Chuck Bailey	Director of Communications/Account Executive (chuck@komets.com)
Rick Bireley	AE/Merchandise Mgr/Community Relations (rick@komets.com)
Josh Testin	Dir of Promotions/Group Sales/AE (josh@komets.com)
Randi Marcom	Account Executive

Hockey Operations

Al Sims	Head Coach, Director of Player Personnel
Gary Graham	Assistant Coach
Shawn Dundon, A.T.C.	Athletic Trainer (sdundon5@comcast.net)
Mark Bradtmueller	Co-Equipment Manager
Andy Desmonds	Co-Equipment Manager
Ed Kos	Team Attorney
Win Rood	Supervisor of Off-Ice Officials
Shane Albahrani	Videographer
Otto Boschet	Videographer (backup)
Larry Schmitt	PA Announcer

Home Arena Allen County War Memorial Coliseum
 260-482-9502
 4000 Parnell Avenue
 Fort Wayne, Indiana 46805
 Seating Capacity: 10,480
 Rink Dimensions: 85' X 200'
 Ticket Office Phone: 260-483-1111

Press Box Phones PR: 260-480-3785
 Main: 260-482-9502, ext 252
 Visitors Broadcast: 260-480-3789

Affiliations: Columbus Blue Jackets, National Hockey League
 Springfield Falcons, American Hockey League

Radio Station WOWO Radio AM 1190 • 260-447-6397
 Internet Gamecast www.komets.com (KometCast)
 Play-By-Play Bob Chase
 Team Colors Orange, Black, White
 Team Established 1952

Host Hotel The Holiday Inn IPFW/Coliseum
 4111 Paul Shaffer Drive
 Fort Wayne, Indiana 46805
 260-482-3800
 Fax: 260-482-3822



CHL DIRECTORY

Central Hockey League

1600 North Desert Drive, #301
 Tempe, Arizona 85281
 Phone: 480-949-8600
 Fax: 480-949-8616
 Commissioner: Duane Lewis
 Media Relations: Bob Hoffman
 www.centralhockeyleague.com

Allen Americans
 190 E. Stacy Road, Suite 1508
 Allen, TX 75002
 Phone: 972-912-1000
 Fax: 972-912-1001
 GM/Head Coach: Dwight Mullins
 Media Relations: Jarrod Yost
 Broadcaster: Tommy Daniels
 www.allenamericans.com

Arizona Sundogs
 3201 North Main Street
 Prescott Valley, AZ 86314
 Phone: 928-759-6600
 Fax: 928-759-9482
 GM: Jerry McBurney
 Head Coach: Marco Pietroniro
 www.arizonasundogs.com

Bloomington Prairie Thunder
 318 W. Washington, Suite 1NW
 Bloomington, IL 61701
 Phone: 309-585-0507
 Fax: 309-585-0543
 GM: Jim Riggs
 Head Coach: Jason Christie
 Media Relations: TBA
 Broadcaster: Greg Halbleib
 www.prairiethunderhockey.com

Bossier-Shreveport Mudbugs
 2000 CenturyTel Center Drive
 Bossier City, LA 71112
 Phone: 318-752-2847
 Fax: 318-752-2878
 GM: Jason Campbell
 Head Coach: Scott Muscutt
 Media Relations/Broadcaster: Travis Huntington
 www.mudbugshockey.com

Colorado Eagles
 1625 Pelican Lakes Point, Suite 100
 Windsor, CO 80550
 Phone: 970-674-1743
 Fax: 970-674-9549
 GM/Head Coach: Chris Stewart
 Media Relations: J.P. Puma
 Broadcaster: Kevin McBlue
 www.coloradoeagles.com

Dayton Gems
 1001 Shiloh Springs Road
 Dayton, OH 45415
 Phone: 937-275-7777
 Fax: 937-275-7783
 GM: Rob Garfield
 Head Coach: Brian Gratz
 Media Relations: Andy Sanzotta
 www.daytongems.com

Evansville Icemen
 P.O. Box 33
 Henderson, KY 42420
 Phone: 812-435-8971
 GM/Head Coach: Rich Kromm
 Media Relations/Broadcaster: Terry Ficorelli
 www.evansvilleicemen.com

Fort Wayne Komets
 1010 Memorial Way, Suite 100
 Fort Wayne, IN 46805
 Phone: 260-483-0011
 Fax: 260-483-3899
 GM: David Franke
 Head Coach: Al Sims
 Media Relations: Chuck Bailey
 Broadcaster: Bob Chase
 www.komets.com

Laredo Bucks
 6700 Arena Boulevard
 Laredo, TX 78041
 Phone: 956-718-2825
 Fax: 956-729-9393
 GM/Head Coach: Terry Ruskowski
 Media Relations/Broadcaster: Bryan Benway
 www.laredobucks.com

Mississippi RiverKings
 4560 Venture Drive
 Southaven, MS 38671
 Phone: 662-342-1755
 Fax: 662-342-1156
 GM: Dave Mattice
 Head Coach: Kevin Kaminski
 Media Relations/Broadcaster: Bob Bakken
 www.riverkings.com

Missouri Mavericks
 19100 E. Valley View Parkway
 Independence, MO 64055
 Phone: 816-252-7825
 Fax: 816-886-5941
 GM: Brent Thiessen
 Head Coach: Scott Hillman
 Media Relations: Patrick Armstrong
 Broadcaster: Bob Rennison
 www.missourimavericks.com

Odessa Jackalopes
 4201 Andrews Highway
 Odessa, TX 79762
 Phone: 432-552-7825
 Fax: 432-520-8326
 GM: Joe Clark
 Head Coach: Paul Gillis
 Media Relations/Broadcaster: Brien Rea
 www.jackalopes.org

Quad City Mallards
 1201 River Drive
 Moline, IL 61265
 Phone: 309-277-1364
 Fax: 309-277-1362
 GM: Chris Presson
 Head Coach: Frank Anzalone
 Media Relations/Broadcaster: Brian Lavelle
 www.mycqmallards.com

Rapid City Rush
 444 Mount Rushmore Road N
 Rapid City, SD 57701
 Phone: 605-716-7825
 Fax: 605-716-6100
 GM: Tim Hill
 Head Coach: Joe Ferras
 Media Relations/Broadcaster: Daniel Nieves
 www.rapidcityrush.com

Rio Grande Valley Killer Bees
 2600 N. 10th Street, Highway 336
 Hidalgo, TX 78557
 Phone: 956-843-7825
 Fax: 956-843-6644
 GM: Dan Belisle
 Head Coach: Chris Brooks
 Media Relations/Broadcaster: Rich Bocchini
 www.killerbeehockey.com

Texas Brahmas
 8851 Icehouse Drive
 North Richland Hills, TX 76180
 Phone: 817-336-4423
 Fax: 817-336-3334
 GM: Mike Barack
 Head Coach: Dan Wildfong
 Media Relations: Meagan McClurkan
 www.brahmas.com

Tulsa Oilers
 9128 E. 46th Street
 Tulsa, OK 74145
 Phone: 918-632-7825
 Fax: 918-632-0006
 GM: Taylor Hall
 Head Coach: Bruce Ramsay
 Media Relations/Broadcaster: Steve McCall
 www.tulsoilers.com

Wichita Thunder
 505 W. Maple, Suite 100
 Wichita, KS 67213
 Phone: 316-264-4625
 Fax: 316-264-3037
 GM: Joel Lomurno
 Head Coach: Kevin McClelland
 Media Relations/Broadcaster: Steve Schuster
 www.wichitathunder.com



2010-2011 Central Hockey League Mileage Chart
 (All distances provided by MapQuest)

TEAM	ALN	ARZ	BLM	BOS	COL	DAY	EVA	FTW	LAR	MIS	MIZ	ODE	ODC	RPD	RGV	TEX	TUL	WIC
Allen Americans	1051	767	212	824	980	753	377	457	460	485	376	845	1057	546	41	231	369	
Arizona Sundogs	1951		1610	1246	811	1807	1623	1819	1125	1431	1211	808	1567	1167	1324	1031	1058	1011
Bloomington Prairie Thunder	767	1610		777	963	287	252	232	1221	459	367	1115	130	914	1320	808	556	574
Bossier-Shreveport Mudbugs	212	1246	777		1017	801	654	924	556	368	553	546	878	1226	592	220	353	538
Colorado Eagles	824	811	963	1017		1231	1063	1139	1117	1152	657	726	834	359	1245	804	734	549
Dayton Gems	980	1807	287	881	1231		269	138	1417	542	591	1312	418	1202	1477	1015	753	794
Evansville Icemen	753	1623	252	654	1063	269		309	1189	300	412	1111	400	1128	1249	787	569	614
Fort Wayne Komets	977	1819	232	924	1139	138	309		1459	606	604	1324	305	1089	1519	1017	766	806
Laredo Bucks	457	1125	1221	556	1117	1417	1189	1459		896	940	443	1336	1393	151	436	686	790
Mississippi RiverKings	460	1431	459	368	1152	542	300	606	898		468	822	559	1181	941	496	418	603
Missouri Mavericks	485	1211	367	553	657	591	412	604	460		817	365	717	1029	522	271	207	
Odessa Jackalopes	376	808	1115	546	726	1312	1111	1324	443	822	817		1172	986	595	335	562	627
Quad City Mallards	845	1567	139	878	834	418	499	309	1338	359	363	1172		784	1435	912	434	563
Rapid City Rush	1057	1167	914	1226	359	1202	1128	1089	1393	1181	717	596	784		1490	1057	874	689
Rio Grande Valley Killer Bees	546	1324	1320	592	1245	1477	1249	1519	151	941	1029	595	1433	1490		525	775	879
Texas Brahmas	41	1031	808	220	804	1015	787	1017	436	496	522	335	912	1057	525		270	369
Tulsa Oilers	231	1056	556	353	734	753	569	786	688	418	271	562	634	874	775	270		186
Wichita Thunder	369	1011	574	538	549	794	614	806	790	603	207	627	563	689	879	369		186

FORT WAYNE AREA MEDIA DIRECTORY

NEWSPAPERS

Name Fort Wayne Journal Gazette (morning)
Address 600 W. Main Street
City/State/ZIP Fort Wayne, IN 46802
Phone (260) 461-8429 (Sports), 461-8260, 461-8224
Fax (260) 461-8648
Web Site www.journalgazette.net
Sports Editor Mark Jaworski, mjaworski@jg.net
Beat Writer Justin Cohn, jcohn@jg.net
 cell: 417-3904

Name Fort Wayne News Sentinel (afternoon)
Address 600 W. Main Street
City/State/ZIP Fort Wayne, IN 46802
Phone (260) 461-8497 (Sports)
Fax (260) 461-8696
Web Site www.news-sentinel.com
Sports Editor Matt Pallister, mpallister@news-sentinel.com
Beat Writer Blake Sebring, bsebring@news-sentinel.com
 cell: 385-0092

TELEVISION

Name WPTA TV 21/ABC
Address 3401 Butler Road
City/State/ZIP Fort Wayne, IN 46808
Phone (260) 483-0814
Fax (260) 484-8240
Web Site www.wpta.com
Sports Director Dean Pantazi, deanp@indianasnewscenter.com
 471-7419, cell: 433-0134
 Tommy Schoegler,
tommys@indianasnewscenter.com

Name WANE TV 15/ CBS
Address 2915 West State Blvd.
City/State/ZIP Fort Wayne, IN 46808
Phone 424-1515 (General Office)
 (260) 422-1924 (Sports)
Fax (260) 424-6054
Web Site www.wane.com
Sports Director Glenn Marini, glenn.marini@wane.com
 424-1515 x1205
 Ross Kinsey, ross.kinsey@wane.com
 424-1515 x1206

Name WFFT Fox 55/ FOX
Address 3707 Hillegas Road
City/State/ZIP Fort Wayne, IN 46808
Phone (260) 471-5555
Fax (260) 484-4331
Web Site www.wfft.com
Gen Manager Bill Reitchhart

RADIO

Name WOWO Radio AM 1190
Address 2915 Maples Road
City/State/ZIP Fort Wayne, IN 46816
Phone (260) 447-5511
Newsroom (260) 447-6397
Studio Phone (260) 447-1190
Fax (260) 447-7546
Web Site www.wowo.com

RADIO

Name K105 FM
Address 2915 Maples Road
City/State/ZIP Fort Wayne, IN 46816
Phone (260) 447-5511
Studio Phone (260) 447-5105
Fax (260) 447-7546 (main desk)
Web Site www.k105.com

Name WMEE FM 97.3
Address 2915 Maples Road
City/State/ZIP Fort Wayne, IN 46816
Phone (260) 447-5511
Studio Phone (260) 447-6397
Fax (260) 447-7546
Web Site www.wmee.com

Name WKJG/ESPN Radio AM 1380
Address 2915 Maples Road
City/State/ZIP Fort Wayne, IN 46816
Phone (260) 447-5511
Studio Phone (260) 447-5511 x3100
Fax (260) 447-7546
Web Site www.espradio1380.com

Name WGL AM 1250
Address 2000 Lower Huntington Road
City/State/ZIP Fort Wayne, IN 46819
Phone (260) 747-1511
Fax (260) 969-3820 OR (260) 747-3999 (main desk)
Web Site none

Name WAJI Majic 95/ WLDE Oldies 101.7
Address 347 W. Berry Street
City/State/ZIP Fort Wayne, IN 46802
Phone (260) 423-3676
Studio Phone (260) 426-5343 (WLDE)
Fax (260) 422-5266
Web Site www.waji.com; www.wlde.com
General Manager Lee Tobin

Name WBYR FM 98.9
Address 1005 Production Road
City/State/ZIP Fort Wayne, IN 46808
Phone (260) 471-5100
Studio Phone (260) 484-2327
Fax (260) 471-5224
Web Site www.989thebear.com

Name WBTU FM 93.3
Address 2100 Goshen Road
City/State/ZIP Fort Wayne, IN 46808
Phone (260) 482-9288
Studio Phone (260) 482-9288
Fax (260) 482-8655

KOMET HISTORY

The History of the FORT WAYNE KOMET HOCKEY CLUB Est. 1952

Ernie Berg started it 59 years ago this season. He was the one that began thinking about hockey in Fort Wayne, Indiana. But it was after the city announced plans of building the Allen County War Memorial Coliseum. Berg took a trip to Toledo one night to watch an IHL game. That was all it took. Berg came home full of enthusiasm.

With the thought of Fort Wayne building a beautiful new big building, Berg couldn't help but envision it filled with people for a hockey game. It was a dream. A dream later to become reality. The dream came true with the dropping of the first puck at the start of the 1952-53 International Hockey League season.

Many have wondered about Komets being spelled with a "K". Berg did it. He wanted to have a name that suggested speed, flash, excitement. And he spelled it with a "K" instead of a "C" after his wife. Her name was Kathryn but she always went by Kay.

Berg became the team's General Manager and put together a talented hockey team. That first team was a real crowd pleaser, if not an artistic success. He got guys who were tough and aggressive. And the Fort Wayne fans liked that.

It wasn't until the sixth game when the franchise picked up its first victory. It came on a Tuesday night before a crowd of 6,381. The "K's" won 6-5 over the Grand Rapids Rockets.

The fans liked the hard-hitting Komets, too. They soon began to fill the coliseum regularly on weekend nights and came close to filling it on week nights. From then on the fans have been supporting their Fort Wayne Komets.

With 58 years of Komet hockey in the history books, there have been many high and low moments. The lowest came in the summer of 1990 when, for a few days, the city did not have a team. Previous ownership moved the club to Albany, New York. A couple of days later the Franke family purchased the Flint IHL franchise and moved it to Fort Wayne, keeping the name "Komets", but changing many facets of the organization.

After maintaining the Komets in the IHL for nine more years, the Franke family moved the team to the United Hockey League prior to the 1999-2000 season. The Komets played eight seasons in the UHL before the league dissolved after 2006-07. Fort Wayne, along with partners in Kalamazoo, Muskegon, Port Huron, Flint and Bloomington (Illinois) formed the new International Hockey League, breathing life into the IHL once again with the 2007-08 season.

This year the Komets embark on another change. The IHL and CHL have formed a coalition and the IHL, along with member IHL teams Dayton, Evansville, Bloomington and Quad City will skate a 66-game season along with 13 CHL teams to form an 18-team circuit for 2010-11.

In the past 58 seasons of Komet Hockey in Fort Wayne, there have been 12 regular season championships (9 IHL, 3 UHL) and eight championship titles (7 IHL Turner Cups, 1 UHL Colonial Cup). The Komets enter 2010-11 on the heels of three consecutive IHL Turner Cup Championships.

Hockey in Fort Wayne has brought many new, wonderful families to the Fort Wayne area. Many retired Komet players have made Fort Wayne their home and have been strong members of the business community for years. The past owners, players and best fans in North America are now in the seventh decade of keeping Komet Hockey alive and going strong. The fan-player relationship in Fort Wayne has always been great and appears never ending.

So, the tradition continues in Northeast Indiana today with the 2010-11 season of Komet Hockey in Fort Wayne.

Go Komets!

Stephen Franke
CEO, Fort Wayne Komet Hockey Club



Fort Wayne native Stephen Franke, Chief Executive Officer of the Fort Wayne Komet Hockey Club, has been the majority owner of the Komets since 1990.

Stephen purchased the Fort Wayne franchise, in partnership with his brothers Michael, David, William and Richard, in an effort to keep Komet hockey in Fort Wayne after the original IHL franchise was moved to Albany, New York in 1990.

2010-11 is Stephen's 21st season of majority ownership. He has witnessed five league championships, five regular season titles and eight trips to the finals. The Komets, under the ownership of Stephen Franke, has been named the league Member Club of the Year five times and has led in attendance each year for the past eight straight years attracting over 7,000 fans per game each season.



Stephen has also been President and CEO of Midwest Gloves and Gear in Chillicothe, Missouri, since 1986. Midwest Gloves and Gear has more than doubled in sales and size under Stephen's management.

Stephen also serves as Chairman of the Chillicothe Mudcats of the MINK Baseball League.

In addition, Stephen is very involved with the Chillicothe community. He serves on boards of the Chillicothe Development Corporation, Grand River Entertainment, Greater Chillicothe Visitors Region and Main Street Chillicothe. Stephen is also active with the D-R-E-A-M Initiative (Downtown Revitalization and Economic Assistance for Missouri).

Stephen attended Bishop Luers High School in Fort Wayne and is a graduate of Indiana State University. He also carries a degree from IPFW in Fort Wayne and participated in graduate studies at the University of Michigan and University of Chicago.

Stephen makes his home in Chillicothe and resides with his wife Rebecca and son Stephan.

Michael Franke
President, Fort Wayne Komet Hockey Club



Fort Wayne native Michael Franke is in his 21st consecutive season as President and co-owner of the Fort Wayne Komets.

As President of the Fort Wayne Komets, Franke oversees the day-to-day operations of the hockey franchise while also serving as Fort Wayne's Governor and the IHL's Chairman of the Board.

During Michael's 20-year stint as President of the Fort Wayne franchise the Komets have collected five league championships, five regular season titles and eight trips to the finals. The Komets have been the league Member Club of the Year five times and has been the leader in attendance for the past eight consecutive seasons attracting over 7,000 fans per game each year.

Michael has been honored as Governor of the Year twice and was given the distinction of IHL Executive of the Year for 2007-08 and again for 2008-09.

A 1982 graduate of Purdue University Fort Wayne, Franke resides in Fort Wayne with his wife Theresa and their 2 children, Katie and James.

David Franke
Vice President/General Manager, Fort Wayne Komet Hockey Club



Fort Wayne native David Franke is in his 21st consecutive season as co-owner, Vice President and General Manager of the Fort Wayne Komets. Franke began his career with the Komets when the Franke family purchased the Fort Wayne franchise in 1990. He has held his position throughout the ownership which includes 12 IHL seasons and eight UHL seasons.

Franke has claimed two IHL Huber Trophies. He has been to the Turner Cup Finals six times, winning Championships in 1993, 2008, 2009 and 2010.

Franke was named the IHL's Executive of the Year his first season in 1990-91. He was voted IHL General Manager of the Year for 1997-98 after the greatest turnaround in franchise history, taking the Komets from the league's worst regular season record in 1996-97 to a Central Division title in 1997-98. Franke was named IHL General Manager of the Year again for 2009-10.

During Franke's eight UHL campaigns he enjoyed trips to the finals twice, winning the UHL Colonial Cup Championship in 2003. Franke also captured back-to-back Tarry Cup Championships for 2002-03 and 2003-04 before earning the award a 3rd time in 2006-07.

The Komets have claimed five Franchise of the Year awards during Franke's tenure including four in the UHL and 2007-08 in the IHL.

Franke is a 1975 graduate of Ball State University and resides in Fort Wayne with his wife, Tina.

Scott Sproat**Vice President Sales and Marketing, Fort Wayne Komets Hockey Club**

Fort Wayne area native Scott Sproat is entering his 11th season as Vice President of Sales and Marketing. Scott was born in nearby Auburn, IN and spent ten seasons with the Continental Basketball Association and the Fort Wayne Fury prior to joining the Komets.

Scott started his career in sports management as an intern with the Fury and literally held every job (except Coach) within the front office during his tenure. He was CEO of the Fury and a Regional Vice President of the CBA Eastern Region the season prior to joining the Komets. Scott has also served as a consultant to numerous minor league teams in numerous sports and leagues throughout North America.

Scott remains active in many youth sports today through his three boys Will (16), Ty (13), and Reid (9). Scott guides the Komets' sales and marketing efforts as well as overseeing all of the Komets' partnerships with the Fort Wayne area corporate community, community outreach programs, educational initiatives, and charitable participation. While with the Komets, Scott has witnessed four league championships, five regular season titles and has been a part of the Komets' front office success in collecting four Member Club of the Year Awards. Scott has also been honored three times as League Marketing Executive of the Year.

Scott, his wife Stacy and their three boys live just North of Fort Wayne, splitting the distance between his boyhood home north of Auburn and his now home-away-from-home at the Memorial Coliseum.

Chuck Bailey**Director of Communications/Media Relations, Fort Wayne Komets Hockey Club**

Fort Wayne native Chuck Bailey is in his 18th season as the Komets' Director of Communications and Media Relations. Chuck was born and raised in Fort Wayne and has followed the Komets since 1956.

Chuck started his broadcasting career in radio in 1971 when he accepted a position with then WPTH FM 95 in Fort Wayne (now WAJI). His radio career took him to Rockford, Illinois, Flint, Michigan and Grand Rapids, Michigan before he returned to Fort Wayne in 1988 as program manager of WOWO Radio AM 1190.

During Chuck's stint at WOWO he met then radio salesmen Michael Franke and David Franke, who of course later became co-owners with their brothers of the Komets hockey club. Chuck joined the Frankes to help manage the Komets in 1993, ending his 22-year radio career.

While with the Komets Chuck has witnessed four league championships, five regular season titles and has been a part of the Komets' front office success in collecting five Member Club of the Year Awards. He also has received two honors as Public Relations Director of the Year.

Chuck continues to make his home in Fort Wayne. He and his wife Jan have three children and seven adorable grandchildren.

BOB CHASE

The Voice of the Fort Wayne Komet Hockey Club



Bob Chase hails from Negaunee, Michigan, where he was born January 22, 1926. He grew up in Marquette, Michigan and after high school joined the U.S. Navy where he served from 1943-1947. Upon his discharge from the Navy, Bob entered Northern Michigan University at Marquette and graduated in 1952. While in college, Bob started his radio career in Marquette in 1949.

Bob moved to Fort Wayne to begin his radio career with WOWO AM 1190 in 1953 which included broadcasting Komet hockey games starting with the 1953-54 season. During the summer of 2009, Bob retired his position as Sports Director at WOWO radio.

Bob is enjoying his 58th consecutive season calling Komet hockey radio-rinkside. Bob is a member of the Komets Hall of Fame and had the number 40 retired in his honor in 1993 celebrating his 40th season at the Komet microphone.

Live from Radio Rinkside, the Bob Chase Story

During his long and storied career with the Komets in Fort Wayne, Bob has witnessed far too many Komet events, celebrations and special moments to document them all. After many years of contemplating an autobiography, Bob decided to ask Fort Wayne beat writer Blake Sebring of the Fort Wayne News-Sentinel to help him pen a book of his memories.

Blake published his first book on the Komets, "Tales of the Komets" in 2006 and had just finished working on "Legends of the Komets". Bob asked and "Live from Radio Rinkside, the Bob Chase Story" was born.

In an excerpt from the book, Bob tells the story of a game at Des Moines and they had Bob "Battleship" Kelly. As it turned out, Kelly and one of our big stalwarts had a super disagreement and they decided they'd duke it out, and they happened to be at center ice when they were doing it. As everybody knows, hockey players wear suspenders and garter belts in order to keep their socks and pants up. The two of them are really going at it, and Kelly is trying to get the jersey up over our guy's head and he's yanking and tugging and pulling, and finally off comes the jersey and at the same time the suspenders broke. When his suspenders broke, our guy's pants fell down, and lo and behold, he was one of those guys who never wore underwear. All he wore was a supporter and cup and the rest of him was just the way he was born. Later on I asked him, "What did you think when your pants came down?" "I just told Kelly, 'Don't you dare stop fighting now!'"



Blake Sebring and Bob Chase

Another excerpt has Chase talking about the colorful Edgar Blondin, who was a funny little guy. He was Mr. Hustle and he did anything he could to help win a hockey game. He wasn't a goal-scoring machine by any means, but he did his job. One day in practice he says to his center Artie Stone, "Artie, some night in a game, how about giving me some of the passes. You're giving Eddie all the passes." So Art says no problem at all. First shift out he hits Edgar with a pass, and Edgar couldn't handle it so it goes into the corner. Pretty soon, here's Edgar and Artie gives him another pass, and bingo, he couldn't handle that one so it goes in the corner. Edgar comes up to Artie, "Look, don't pass the puck to me all the time, give it to somebody else!"

The autobiography "Live from Radio Rinkside, the Bob Chase Story" is available at Komet Kwarters, the Komets' souvenir stand and through national bookstore chains. Blake Sebring, a graduate of Harding and Valparaiso University, has worked for the News-Sentinel since starting part-time in 1980. He switched to full-time in 1988 and became a Komet's beat writer in 1990.

MIKE EMRICK ON BOB CHASE (written in 2008)

Mike Emrick and Bob Chase

I first met Bob Chase the same way most of his listeners did: at 1190 AM. His was that friendly young voice in the afternoon who would play music I would hear after school in the 1950's at LaFontaine (Ind.) elementary school (sorry, Bob—but it was elementary school). Often in between records, he would talk about these guys, the Komets.

After not a lot of pressure, my parents agreed to drive my brother and me to the new Coliseum to see this team Bob was talking about*. A Saturday night game in 1960 between Ken Ullyot's K's and Moose Lallo's Muskegon Zephyrs. And Moose played defense—with no shoulder pads!

My parents, brother and I were seated across from the press box at the top of the arena trying to figure out which guy Chase was. He had to be the tall guy wearing a headset who stood the whole game, I figured. (Well, not the whole game. At the time, the K's didn't do entire home games. Just the third period.) It was at this first game that I changed my passion from baseball to hockey and from wanting to be a baseball announcer to being a hockey announcer.

But, how to meet this guy? It was as easy as a phone call when I was a senior and still fanatical Komets fan at Manchester College: I called WOWO! (It was the fall of 67). I simply explained I was a college student and wanted to get into sports broadcasting and wanted to do an interview with him which would play on the college station. "No problem," that friendly voice said. So, I drove my VW beetle from North Manchester to the home of the famed fire escape and looked up at a guy 6'5" with the friendly handshake. I still have the interview. And, thankfully, when I finally joined the IHL in 1973, with Port Huron, our chances to chat increased.

I am lucky to have known Bob Chase for a number of reasons. Especially in your early years, while you are trying to find your own style, I could copy someone who used good English, used the hockey vernacular, and whose voice rose and fell with the action. Later when I heard others who did the job, I was glad I was influenced by someone this great. I am lucky to know someone who believes strongly about the sport and about life in general. I download his commentaries all the time just to hear what he's got on his mind. And, I am heartened to know—as I enter my 36th season—that I can have hope for the future. Someone has trail-blazed his 56th season...the longest service to one team in hockey broadcasting history. He gives all of us hope.

And, I count myself lucky to have met his beloved Murph and the family. Years ago in Marquette, Bob's mother and this young lady were both nurses at the same hospital. Coming up short on money one day, Bob had to go visit his mom to ask to borrow a dollar. That was the day he met his future bride. Best buck his Mom ever spent. The best buck I ever spent? That was about what that phone call from the pay station at Calvin Ulrey Hall at Manchester College cost me—the one to WOWO in the fall of 1967.

* Note: This season marks the 50th anniversary of that first game Mike saw. The Komets asked if he would pen his recollection for this media guide. It appears on the next page.



Mike Emrick is in his 21st season as the television voice of the New Jersey Devils and returns for his sixth season as lead play-by-play announcer for hockey coverage on NBC and Versus. 2010-11 marks his 38th in professional hockey broadcasting and his 31st in the NHL. He was named the recipient of the Foster Hewitt Award of the Hockey Hall of Fame (2008). "Doc" was honored with the Lester Patrick Award for service to hockey in the United States (2004), Cable Ace Award for best play-by-play sportscaster nationally (1999) and received a New York region Emmy for on-camera achievement six times. Emrick has worked on telecasts for 22 consecutive Stanley Cup playoffs, 12 Stanley Cup final series and eight NHL All-Star Games. The LaFontain, Indiana, native has been Vice President of the NHL Broadcasters Association since 1985. He began his career as Radio and PR Director of the Port Huron Flags of the IHL (1973-77) and earned a PhD in Radio-TV Film from Bowling Green State University in 1976. Emrick and his wife Joyce Anne live with a

menagerie of dogs and horses in St. Clair, Michigan.

DECEMBER 1960, OH WHAT A NIGHT!**Golden Komet Moment for Mike “Doc” Emrick**

It was the kind of night that inspires Christmas card artists. Dec. 10, 1960. And, it was already 5 o'clock dark when we left our home along Route 124 near Wabash bound for a new experience—a live hockey game.

Many of the farm properties had Christmas lights along the way and the decorations got even fancier as we got near the city. My parents, both teachers, and my brother Dan and I in a '59 Plymouth station wagon—at my persistent urging—driving to the relatively new Allen County Memorial Coliseum. We had been there once before just after it opened for Holiday on Ice.

At the time I was 14 but had been listening to the Komets on radio for about half-a-dozen years. I had seen a few NHL games on TV. But, a game in person? Never. As we left the Hobby Ranch House—family style chicken and mashed potatoes—I could imagine the marquee out front: *Hockey Tonight, 8 PM, Komets vs. Muskegon Zephyrs.*

As we came in from the cold, we heard teenagers with changing voices yelling, “Komet Hockey Lucky Number Souvenir Program!” The 16-page program was 25 cents and included a center section with both lineups. 25 cents invested and up the wide ramps where the ice rink was still not in sight.



Con Madigan

When we went inside, we saw vertically slatted boards circling the ice and, where appropriate, chicken wire screens rising above the boards. The screens would protect some of the paying customers from pucks and keep a few of the faint-of-heart players from escape. At the top there stood 6-5 Bob Chase, the Voice of the Komets, and afternoon DJ on WOWO. From his broadcasts, I already knew the players I wanted to watch. #2 for the Zephyrs, their small but rugged player coach Morris “Moose” Lallo and #2 for the Komets, perennial penalty leader Cornelius “Con” Madigan.

Norm Carroll was manning the powerful Coliseum organ at one end of the lower bowl. Listening to games on the radio, I often heard Norm playing the team fight song, “Buckle Down Winsocki” and occasionally psychologically-deflating songs directed at the opposition. He and his later successor Jack Loos, at Christmas time, would always play “You’d better watch out, you’d better not cry,” when a visiting villain like Wild Ivan Prediger or Terrible Ted Leboida were headed to the penalty box. The last note of “Santa Claus is Coming to Town” would coincide with the guilty player plopping on his seat.

It was fun watching the Seyfert’s Potato Chip zamboni make its tour of the ice, dumping snow into the huge bin above the wheels into a cold pyramid. How was it that the zamboni didn’t accidentally chew up the red and blue lines? What was icing? What was offside? Didn’t know. Didn’t care.

If the players we watched that night were two or three phone calls from the six-team NHL, you couldn’t have proved it by me. The Zephyrs, in uniforms that were bluer than any blue I could imagine, and the black-suited Komets played with an enjoyable recklessness. And, this one wound down to the final minute of regulation on the Wolf and Dessauer green scoreboard before, with the goalie pulled, Madigan tied the game! I didn’t know he celebrated his goals by skating backwards around the ice. Pretty impressive!

There was a ten-minute overtime and neither team scored. BUT—to end the special evening in an outstanding way—Madigan and Lallo got fighting majors with two seconds left in overtime! What a finish!

My interest had always been in baseball announcing.....until Dec. 10, 1960. Dad, Mom, and Dan walked back to the station wagon as if this was any other fine night for a family outing. Not I. I was hooked. I no longer wanted to be Bob Elson describing White Sox “White Owl Whallops,” or Waite Hoyt talking through rain delays in Cincinnati. I wanted to be like Bob Chase. And, with his help, and that of a lot of other people along the way, I, like Bob Chase, am still getting in free to hockey games.

And, a bonus this year! I will get to see Con Madigan (and his buddy, ex-Komet Tommy McVie) in Vancouver in November...and Moose Lallo in south Florida when the Devils visit those regions this season. That makes a Golden Anniversary moment even more golden!

Mike “Doc” Emrick

Al Sims

Head Coach/Director of Player Personnel, Fort Wayne Komets



Al Sims is in his eighth season overall as Head Coach of the Fort Wayne Komets. He is enjoying the 36th year of his pro hockey career since his rookie season of 1973-74 as a defenseman for the NHL's Boston Bruins, playing alongside the legendary Bobbie Orr. Sims played in the NHL for 10 seasons, also skating for the Hartford Whalers and Los Angeles Kings for a total of 476 NHL appearances.

He was first named Fort Wayne's head coach in 1989-90 after skating defense the previous season with the Komets. Sims coached the Komets four seasons before his coaching career expanded to the NHL in 1993-94 with the Anaheim Mighty Ducks.

Sims' NHL coaching career includes stints with the Anaheim Mighty Ducks and San Jose Sharks. Sims also served eight seasons as head coach in stints with Milwaukee IHL, Reading ECHL, Corpus Christi and Fort Worth CHL and Wilkes-Barre AHL. Sims' experience also includes the role as General Manager of the Flint Generals in the UHL 2006-07.

Sims returned to the Komet bench in 2007-08 to win his first IHL Huber Trophy and second IHL Turner Cup Championship. In addition, Sims claimed his second IHL Commissioner's Trophy for coach of the year. He also received the honor in 1992-93 when he captured his first Turner Cup Title as Fort Wayne's head coach. Last season Sims guided the Komets to their third straight IHL Turner Cup Championship, his fourth-in-row as a Komets' head coach.

Head Coach Al Sims' Playing Record

Season	Club	League	Regular Season					Playoffs				
			GP	G	A	TP	PM	GP	G	A	TP	PM
1971-72	Cornwall	QMJHL	58	6	24	30	65	—	—	—	—	—
1972-73	Cornwall	QMJHL	62	13	62	75	54	—	—	—	—	—
1973-74	Boston	NHL	77	3	9	12	22	16	0	0	0	12
1974-75	Boston	NHL	75	4	8	12	73	—	—	—	—	—
1975-76	Rochester	AHL	21	4	5	9	12	7	1	4	5	11
	Boston	NHL	48	4	3	7	43	—	—	—	—	—
1976-77	Rochester	AHL	80	10	32	42	42	12	2	9	11	12
	Boston	NHL	1	0	0	0	0	2	0	0	0	0
1977-78	Rochester	AHL	31	6	13	19	12	—	—	—	—	—
	Boston	NHL	43	2	8	10	6	8	0	0	0	0
1978-79	Rochester	AHL	3	0	1	1	4	—	—	—	—	—
	Boston	NHL	67	9	20	29	28	11	0	2	2	0
1979-80	Hartford	NHL	76	10	31	41	30	3	0	0	0	2
1980-81	Hartford	NHL	80	16	36	52	68	—	—	—	—	—
1981-82	New Haven	AHL	51	4	27	31	53	—	—	—	—	—
	Los Angeles	NHL	8	1	1	2	16	—	—	—	—	—
1982-83	New Haven	AHL	76	18	50	68	46	12	3	3	6	10
	Los Angeles	NHL	1	0	0	0	0	—	—	—	—	—
1984-85	New Haven	AHL	13	3	6	9	2	—	—	—	—	—
	Landshut	Germany	16	8	12	20	26	4	0	4	4	10
1985-86	Berlin	Germany	45	27	47	74	106	—	—	—	—	—
1986-86	Fife	BHL	36	52	86	138	95	—	—	—	—	—
1987-88	Fife	BHL	30	33	42	75	51	—	—	—	—	—
1988-89	Fort Wayne	IHL	61	7	30	37	32	6	2	2	4	2
	NHL TOTALS:		476	49	116	165	286	40	0	2	2	14

Head Coach Al Sims' Coaching Record

Season	Club	League	Regular Season				Pts	Playoffs
			W	L	T/OTL	Payer-Assistant Coach		
1988-89	Fort Wayne	IHL						
1989-90	Fort Wayne	IHL	37	34	11	85	First round	
1990-91	Fort Wayne	IHL	43	35	5	91	Finals	
1991-92	Fort Wayne	IHL	52	22	8	112*	First round	
1992-93	Fort Wayne	IHL	49	27	6	104*	Championship (Turner Cup)	
1993-94	Anaheim	NHL	Assistant Coach					
1994-95	Anaheim	NHL	Assistant Coach					
1995-96	Anaheim	NHL	Assistant Coach					
1996-97	San Jose	NHL	27	47	8	62	DNQ	
1997-98	Milwaukee	IHL	43	34	5	91	Second round	
1998-99	Milwaukee	IHL	38	28	16	92	First round	
1999-00	Milwaukee	IHL	37	36	9	83	First round	
2001-02	Reading	ECHL	27	36	9	63	DNQ	
2002-03	Corpus Christi	CHL	31	30	3	65	DNQ	
2003-04	Corpus Christi	CHL	5	6	2	12		
	Fort Worth	CHL	13	25	6	32	DNQ	
2004-05	Fort Worth	CHL	26	28	6	58	DNQ	
2005-06	Fort Worth	CHL	8	13	3	19	(first 24 games of season)	
2005-06	Wilkes-Barre	AHL	Assistant Coach (Dec. 23-end of season)					
2006-07	Flint	UHL	General Manager (partial season)					
2007-08	Fort Wayne	IHL	56	12	8	120*	Championship (Turner Cup)	
2008-09	Fort Wayne	IHL	46	18	12	104*	Championship (Turner Cup)	
2009-10	Fort Wayne	IHL	50	21	5	105	Championship (Turner Cup)	

*-Division titles

FORT WAYNE KOMETS 2010-11 OPENING DAY ROSTER 10/16/2010

	<u>No.</u>	<u>Forwards</u>	<u>Pos</u>	<u>S</u>	<u>Ht</u>	<u>Wt</u>	<u>Place of Birth</u>	<u>Birthdate</u>	<u>2009-10 Team</u>	<u>GP</u>	<u>G</u>	<u>A</u>	<u>Pts</u>	<u>PIM</u>
1	10	Matt Ward	C	R	5-9	175	Kemptville, Ont	3/28/85	Neumann Col, NCAA	23	10	17	27	20
									Reading, ECHL	8	2	4	6	4
2	15	Tyler Fletcher	LW	L	6-2	200	Calgary, Alb	4/2/85	U/ Wis-Superior, NCAA	26	10	5	15	39
									Laredo, CHL	1	0	0	0	0
3	22	Brandon Naurato	LW	L	6-0	190	Livonia, MI	1/22/85	Toledo, ECHL	5	0	2	7	2
									Port Huron, IHL	61	25	21	46	38
4	29	Sean O'Connor	RW	R	5-11	180	Browstown, MI	1/31/87	Kalamazoo, ECHL	3	1	1	2	2
									Fort Wayne, IHL	72	23	28	51	59
5	39	Derek Patrosso	RW	R	6-1	192	Northville, MI	10/23/84	Port Huron, IHL	71	30	40	70	94
6	44	Leo Thomas	C	R	6-1	190	Toronto, Ont	12/9/81	Fort Wayne, IHL	72	33	27	60	57
7	71	P.C. Drouin	LW	L	6-2	200	St. Lambert, Que	4/22/74	Fort Wayne, IHL	76	26	56	82	58
8	79	Kaleigh Schrock	RW	R	5-11	180	Fort Wayne, IN	10/17/84	Fort Wayne, IHL	76	20	11	31	168
9	82	Olivier Legault	LW	L	6-5	240	Chibougamau, Que	10/2/86	Kalamazoo, ECHL	16	0	0	0	55
10	94	Mathieu Curadeau	C	L	6-1	185	Montreal, Que	1/23/85	Kalamazoo, ECHL	51	23	24	47	68
									Worcester, AHL	3	1	0	1	2
									Hamilton, AHL	3	0	1	1	0
	<u>No.</u>	<u>Defense</u>	<u>Pos</u>	<u>S</u>	<u>Ht</u>	<u>Wt</u>	<u>Place of Birth</u>	<u>Birthdate</u>	<u>2009-10 Team</u>	<u>GP</u>	<u>G</u>	<u>A</u>	<u>Pts</u>	<u>PIM</u>
11	2	Guy Dupuis	D	R	6-2	205	Moncton, NB	5/10/70	Fort Wayne, IHL	76	14	29	43	97
12	3	Danko Mironovic	D	L	6-3	220	Zagreb, Croatia	3/15/87	Fort Wayne, IHL	72	1	8	9	88
13	4	David Cianfrini - IR	D	L	6-0	205	Dundas, Ont	6/12/85	Canisius College, NCAA	37	7	8	15	54
									Victoria, ECHL	2	0	0	0	7
14	7	Keith Rodger - IR	D	R	6-0	190	Parshall, Col	11/9/84	Fort Wayne, IHL	69	2	10	12	110
15	9	Brandon Warner	D	R	6-0	170	Huntertown, IN	1/4/83	Fort Wayne, IHL	63	4	19	23	20
16	14	Frankie DeAngelis	D	L	5-10	185	Woodbridge, Ont	2/15/85	Fort Wayne, IHL	73	9	32	41	22
17	20	Bobby Phillips	D	L	6-3	210	Erie, PA	11/4/85	Fort Wayne, IHL	66	2	14	16	57
18	72	Craig Cescon	D	L	6-2	195	Mississauga, Ont	8/18/86	Flint, IHL	76	1	7	8	195
	<u>No.</u>	<u>Goaltenders</u>	<u>Pos</u>	<u>C</u>	<u>Ht</u>	<u>Wt</u>	<u>Place of Birth</u>	<u>Birthdate</u>	<u>2009-10 Team</u>	<u>GP</u>	<u>Ave</u>	<u>W</u>	<u>L</u>	<u>T/SL</u>
19	33	Nick Boucher	G	L	5-11	175	Leduc, Alb	12/29/80	Fort Wayne, IHL	39	2.49	23	10	3
20	35	Kevin Reiter	G	L	5-10	175	Pittsburgh, PA	11/4/81	Sheffield (EIHL)	8	3.88	—	—	—
									Newcastle (EIHL)	12	3.75	—	—	—

Injured Reserve

David Cianfrini, 10-day IR (10/15/10)

Keith Rodger, 10-day IR (10/15/10)

VP/General Manager: David Franke

Head Coach: Al Sims

Assistant Coach: Gary Graham

Trainer: Shawn Dundon, A.T.C.

Co-Equipment Managers: Mark Bradtmueller, Andy Desmonds

2010-11 KOMETS PLAYER BIOS



Graham, Gary

Assistant Coach

Fort Wayne Komets

Born: Fort Wayne, Indiana 1/24/1979

Profile: Served as associate coach under Al Sims with the Komets during 2008-09. Served his first year as assistant coach with the Komets last year. Also coached the Indiana Jr. Ice Midget AAA team to a 29-21-3 record for the season. Was head coach of Fort Wayne North Side High School hockey posting a record of 32-4-4 for the league championship. Also coached Fort Wayne Snider High School two seasons 2004-05 and 2005-06. Played two years of tier 2 juniors (Pittsburgh, Bismark). Attended Ball State University, majored in exercise science.



Boucher, Nick (boo-SHAY)

Fort Wayne Komets

Number **33**

Goal, catches left, 5-11, 175 lbs. Born: Leduc, Alberta 12/29/1980

Season	Club	League	Regular Season							Playoffs							
			GP	W	L	T	Mins	GA	SO	AVE	GP	W	L	Mins	GA	SO	AVE
1999-00	Dartmouth College	NCAA	24	8	12	3	1378	66	1	2.87	—	—	—	—	—	—	—
2000-01	Dartmouth College	NCAA	33	16	12	4	1966	84	1	2.56	—	—	—	—	—	—	
2001-02	Dartmouth College	NCAA	21	9	7	4	1187	57	1	2.88	—	—	—	—	—	—	
2002-03	Dartmouth College	NCAA	27	17	9	1	1602	80	0	3.00	—	—	—	—	—	—	
2003-04	Wilkes-Barre/Scranton	AHL	6	1	0	1	205	7	0	2.05	—	—	—	—	—	—	
	Wheeling	ECHL	29	20	6	1	1696	70	4	2.48	2	1	1	119	4	0	2:02
2004-05	Pee Dee	ECHL	50	17	22	5	2648	121	3	2.74	—	—	—	—	—	—	
2005-06	Elmira	UHL	34	10	18	4	1856	122	1	3.94	—	—	—	—	—	—	
	Muskegon	UHL	10	6	4	0	541	24	2	2.66	5	2	2	227	14	0	3.69
2006-07	Basingstoke	EIHL	18	6	9	3	959	65	0	3.22	—	—	—	—	—	—	
	Tilburg	HIInd	27	20	6	1	1567	0	0	3.15	—	—	—	—	—	—	
2007-08	Fort Wayne	IHL	31	24	2	4	1862	72	0	2.32	7	5	2	459	16	1	2.09
2008-09	Fort Wayne	IHL	54	32	14	1	3205	130	3	2.43	11	8	3	721	21	0	1.75
2009-10	Fort Wayne	IHL	39	23	10	3	2182	91	3	2.49	9	6	3	551	24	1	2.62

Profile: Graduated from Dartmouth in 2003 as the all-time leader in wins (50) and save percentage (.907). Named Dartmouth Rookie of the Year and team MVP for 1999-00. Drafted by Pittsburgh in the 2000 NHL Entry Draft. Named to the 2004 ECHL All-Rookie Team. Led Tilburg to the 2007 Dutch Superliga Championship. 2010-11 is his 8th pro season, fourth straight season with Fort Wayne after winning his third consecutive Turner Cup Championship in 2009-10, fourth straight championship overall. Named 2008-09 Southern Sports Supply IHL Goaltender of the Year. Was voted by fellow teammates as the Komets' Most Valuable Player for 2008-09. Named a 2008-09 IHL First Team All-Star.



Cescon, Craig

Fort Wayne Komets

Number **72**

Defense, shoots left, 6-2, 195 lbs. Born: Mississauga, Ont 8/18/1986

Season	Club	League	Regular Season					Playoffs				
			GP	G	A	TP	PM	GP	G	A	TP	PM
2003-04	Plymouth	OHL	55	1	4	5	146	8	0	0	0	7
2004-05	Plymouth	OHL	28	0	1	1	38	—	—	—	—	—
	Mississauga	OHL	28	1	5	6	91	5	0	1	1	4
2005-06	Mississauga	OHL	29	1	3	4	128	—	—	—	—	—
	Peterborough	OHL	39	0	1	1	111	19	0	1	1	48
2006-07	Peterborough	OHL	68	0	9	9	198	—	—	—	—	—
	New Mexico	CHL	—	—	—	—	—	11	0	1	1	4
2007-08	Idaho	ECHL	50	3	3	6	149	1	0	0	0	2
2008-09	Idaho	ECHL	13	0	0	0	46	—	—	—	—	—
2009-10	Flint	IHL	76	1	7	8	195	12	0	1	1	37

Profile: 2010-11 is his fourth pro year. Led Flint last season with 195 penalty minutes.

2010-11 KOMETS PLAYER BIOS




Cianfrini, David

Fort Wayne Komets Number **4**

Defense, shoots left, 6-0, 210 lbs. Born: Dundas, Ontario 6/12/1985

Season	Club	League	Regular Season				Playoffs					
			GP	G	A	TP	PM	GP	G	A	TP	PM
2006-07	Canisius College	NCAA	34	1	7	8	26	—	—	—	—	—
2007-08	Canisius College	NCAA	36	5	3	8	14	—	—	—	—	—
2008-09	Canisius College	NCAA	36	1	13	14	46	—	—	—	—	—
2009-10	Canisius College	NCAA	37	7	8	15	54	—	—	—	—	—
	Victoria	ECHL	2	0	0	0	7	—	—	—	—	—

Profile: Completed four seasons with Canisius College last year playing under the supervision of head coach and former Komet Dave Smith. Earned Atlantic Hockey Top Scholar Athlete honors last season for having the highest GPA, a perfect 4.0. The 6-foot, 210-pound defenseman was named to the Atlantic Hockey All-Academic Team in each of his four seasons at Canisius. The Dundas, Ontario native set career highs of seven goals and 15 points during 2009-10 appearing in 37 games. Played 143 career games for the most of any Canisius player in the program's history and ranks second among all Canisius defenders with 45 career points and 14 career goals. Also made his pro debut appearing in two ECHL games with Victoria last year.



Curadeau, Mathieu (KERR-uh-doe)

Fort Wayne Komets Number **94**

Center, shoots left, 6-1, 185 lbs. Born: Montreal, Quebec 1/23/1985

Season	Club	League	Regular Season					Playoffs				
			GP	G	A	TP	PM	GP	G	A	TP	PM
2002-03	Val-d'Or	QMJHL	62	4	9	13	71	9	0	1	1	2
2003-04	Val-d'Or	QMJHL	67	14	22	36	69	7	0	1	1	12
2004-05	Val-d'Or	QMJHL	61	11	19	30	86	—	—	—	—	—
2005-06	Acadie-Bathurst	QMJHL	11	2	1	3	15	—	—	—	—	—
	Gatineau	QMJHL	35	6	11	17	53	17	7	2	9	16
2006-07	U. of Ottawa	CIS	11	3	8	11	10	—	—	—	—	—
	Quebec	LNAH	4	1	0	1	0	—	—	—	—	—
2007-08	Fort Wayne	IHL	70	34	25	59	51	13	4	3	7	25
2008-09	Norfolk	AHL	18	2	1	3	21	—	—	—	—	—
	Fort Wayne	IHL	52	34	31	65	71	11	6	5	11	4
2009-10	Kalamazoo	ECHL	51	23	24	47	68	5	3	4	7	12
	Worcester	AHL	3	1	0	1	2	—	—	—	—	—
	Hamilton	AHL	3	0	1	1	0	—	—	—	—	—

Profile: 2010-11 is his fourth pro year. Made his pro debut in 2007-08 skating 70 games with Fort Wayne (34 goals, 59 points) and appeared in all 13 playoff games en route to the 2008 IHL Turner Cup Championship. Named to the IHL 2007-08 All-Rookie Team. Led the Komets with 34 goals during 2008-09 before winning the IHL Turner Cup Championship for the second straight year. Skated most of 2009-10 with Kalamazoo ECHL. Also appeared in AHL stints with Worcester and Hamilton.



DeAngelis, Frankie


Fort Wayne Komets Number **14**

Defense, shoots left, 5-10, 185 lbs. Born: Woodbridge, Ontario 2/15/1985

Season	Club	League	Regular Season				Playoffs					
			GP	G	A	TP	PM	GP	G	A	TP	PM
2001-02	Vaughan	OPJHL	13	0	0	0	0	—	—	—	—	—
2002-03	Vaughan	OPJHL	27	2	4	6	4	—	—	—	—	—
2003-04	Georgetown	OPJHL	39	7	24	31	25	—	—	—	—	—
2004-05	Georgetown	OPJHL	49	11	27	38	28	—	—	—	—	—
2005-06	Georgetown	OPJHL	49	13	35	48	69	—	—	—	—	—
2006-07	American Int'l	NCAA	34	3	8	11	12	—	—	—	—	—
2007-08	American Int'l	NCAA	36	4	10	14	18	—	—	—	—	—
2008-09	American Int'l	NCAA	35	3	7	10	34	—	—	—	—	—
2009-10	Fort Wayne	IHL	73	9	32	41	22	12	0	3	3	6

Profile: 2010-11 is his second pro year. Made his pro debut last year after completing three seasons with teammate Keith Rodger with American International NCAA from 2003-2009. Led Fort Wayne defensemen last year with 32 assists and topped IHL defensemen with +31. Named Komets Most Improved Player for 2009-10. Named IHL Rookie of the Week on two occasions during 2009-10 and selected to the 2009-10 IHL All-Rookie Team.

2010-11 KOMETS PLAYER BIOS




Drouin, P.C. (Pierre Claude DREW-in) Fort Wayne Komets Number **71**

Left wing, shoots left, 6-2, 200 lbs. Born: St. Lambert, Quebec 4/22/1974

Season	Club	League	Regular Season					Playoffs				
			GP	G	A	TP	PM	GP	G	A	TP	PM
1992-93	Cornell University	NCAA	23	3	6	9	30	—	—	—	—	—
1993-94	Cornell University	NCAA	21	6	14	20	30	—	—	—	—	—
1994-95	Cornell University	NCAA	26	4	15	19	48	—	—	—	—	—
1995-96	Cornell University	NCAA	31	18	14	32	60	—	—	—	—	—
1996-97	Providence	AHL	42	12	11	23	10	—	—	—	—	—
	Boston	NHL	3	0	0	0	0	—	—	—	—	—
1997-98	Charlotte	ECHL	62	21	46	67	57	7	2	4	6	4
	Providence	AHL	7	0	2	2	4	—	—	—	—	—
1998-99	Bracknell	BISL	42	12	21	33	12	—	—	—	—	—
1999-00	Bracknell	BISL	40	15	29	44	46	6	2	3	5	10
2000-01	Nottingham	BISL	48	20	34	54	64	6	3	2	5	18
2001-02	Nottingham	BISL	48	18	34	52	78	6	2	4	6	4
2002-03	Augsburg	DEL	52	12	25	37	96	—	—	—	—	—
2003-04	Jokerit	FNL	57	11	15	26	82	8	2	2	4	8
2004-05	Fort Wayne	UHL	78	24	50	74	87	18	8	11	19	26
2005-06	Fort Wayne	UHL	72	24	50	74	92	5	0	6	6	2
2006-07	Morzine	France	26	20	17	37	78	10	9	7	16	22
2007-08	Nottingham	EIHL	20	6	11	17	32	—	—	—	—	—
	Fort Wayne	IHL	62	23	51	74	53	13	3	4	7	8
2008-09	Fort Wayne	IHL	75	32	66	98	92	—	—	—	—	—

Profile: Signed as a free agent by Boston NHL Oct. 14, 1996. Skated 3 games with Boston NHL during the 1996-97 season. 2009-10 is his 14th pro year. Skated 2 seasons with Fort Wayne 2004-05 and 2005-06 before returning to Europe for 2006-07. Selected an All Star for the 2005 UHL All Star game. Started 2007-08 playing 20 games at Nottingham (EIHL) before returning to Fort Wayne for remainder of season. Led Komets in 2007-08 with 51 assists. Led the Komets in 2008-09 with 66 assists and 98 points before missing the last game of the season and the playoffs due to injury. Named co-winner with Kevin Bertram of the 2008-09 Komets' Unsung Hero Award. Named a 2008-09 IHL First Team All-Star.

2010-11 KOMETS PLAYER BIOS



Dupuis, Guy

(GEE dew-PWEE)

Fort Wayne Komets

Number **2**

Defense, shoots right, 6-2, 205 lbs. Born: Moncton, New Brunswick 5/10/70

Season	Club	League	Regular Season					Playoffs				
			GP	G	A	TP	PM	GP	G	A	TP	PM
1986-87	Hull	QMJHL	69	5	10	15	35	8	1	2	3	2
1987-88	Hull	QMJHL	69	14	34	48	72	19	3	8	11	29
1988-89	Hull	QMJHL	70	15	56	71	89	9	3	3	6	8
1989-90	Hull	QMJHL	70	8	41	49	96	11	1	3	4	8
1990-91	Adirondack	AHL	57	4	10	14	73	—	—	—	—	—
1991-92	Adirondack	AHL	49	3	6	9	59	3	0	0	0	4
	Fort Wayne	IHL	10	2	7	9	0	—	—	—	—	—
1992-93	Fort Wayne	IHL	53	4	11	15	57	4	0	1	1	6
1993-94	Fort Wayne	IHL	73	9	26	35	70	17	1	7	8	28
1994-95	Fort Wayne	IHL	77	9	26	35	125	4	0	0	0	6
1995-96	Fort Wayne	IHL	81	5	29	34	118	5	0	0	0	2
1996-97	Fort Wayne	IHL	80	6	23	29	84	—	—	—	—	—
1997-98	Fort Wayne	IHL	77	10	19	29	108	4	0	0	0	4
1998-99	Fort Wayne	IHL	58	3	15	18	52	2	1	0	1	0
1999-00	Hershey	AHL	43	2	8	10	43	14	1	1	2	12
	Chicago	IHL	4	0	0	0	6	—	—	—	—	—
	Michigan	IHL	6	0	0	0	12	—	—	—	—	—
2000-01	Iserlohn	DEL	60	4	17	21	96	—	—	—	—	—
2001-02	Iserlohn	DEL	55	6	11	17	36	—	—	—	—	—
2002-03	Bakersfield	WCHL	72	4	32	36	88	5	0	2	2	10
2003-04	Kalamazoo	UHL	75	15	43	58	74	5	0	2	2	10
2004-05	Bakersfield	ECHL	72	11	34	45	96	5	0	4	4	4
2005-06	Fort Wayne	UHL	75	12	45	57	108	5	1	0	1	4
2006-07	Fort Wayne	UHL	76	11	65	76	113	10	5	6	11	12
2007-08	Fort Wayne	IHL	69	15	43	58	75	13	2	6	8	6
2008-09	Fort Wayne	IHL	76	16	51	67	117	11	0	6	6	14
2009-10	Fort Wayne	IHL	76	14	29	43	97	12	3	8	11	10

PROFILE: Detroit's 3rd choice, 47th overall, in NHL 1988 Entry Draft. Four-time champion with the Komets, 1993, 2008, 2009 and 2010 Turner Cups.

Selected to the 1997-98 IHL Eastern Conference All-Star Team as Best Defensive Defenseman.

Voted Honorable Mention to IHL post-season 1997-98 All-Star Team.

Selected to the 1998-99 IHL All Star Team.

Three-time UHL All-Star (2004, 2005, 2007). Named 2006-07 UHL Best Defenseman.

Named a member of the 2006-07 UHL All Star First Team.

Seven-time recipient of the Komet's Plus/Minus Award (1994-95, 1995-96, 1996-97, 2005-06, 2006-07, 2007-08, 2008-09) including the last four straight seasons.

Eight-time recipient of the Komets' Defenseman of the Year Award (1994-95, 1996-97, 1997-98, 2005-06, 2006-07, 2007-08, 2008-09, 2009-10) including the last five straight seasons.

Two-time recipient of Fort Wayne's Bud Gallmeier Memorial Trophy for Community Service (1997-98 & 1998-99).

Named 2006-07 UHL Defenseman of the Year.

Named 2007-08 IHL Defenseman of the Year and Most Sportsmanlike Player of the Year. Also named IHL Defenseman of the Year for 2008-09 for the second straight season. Led IHL defensemen in 2008-09 with 16 goals, 51 assists and 67 points and +34. Skated his 867th all-time Komet game (regular season and playoffs) 4/8/09 vs Bloomington, breaking Eddie Long's 43-year-old record of 866 games.

Named to the 2007-08 IHL First Team All-Stars and the 2008-09 IHL First Team All-Stars. Honored with the Komets' True Komet Award for 2008-09.

2009-10: Hit the 900 mark for games as a Komet 12/9/09 vs Port Huron. Set a new Komet record of 106 goals by a career defenseman (regular season) 12/20/09 at Bloomington. Set a new Komet record of 118 career goals (regular season and playoffs) by a Komet defenseman, breaking Jim Burton's record of 117, 1/26/10 at Port Huron. Honored with the Komets' "True Komet" award and Defenseman of the Year Award (Fifth straight year, eighth overall) for 2009-10. Set a new Fort Wayne franchise record of most career all time points (regular season and playoffs) for a Fort Wayne defenseman reaching 544 points with an assist 4/30/10 vs Port Huron in the IHL 2010 semifinals.

2010-11: is Dupuis' 21st season as a pro, 14th in Fort Wayne and 12th in the IHL as a Komet.

2010-11 KOMETS PLAYER BIOS



Fletcher, Tyler

Fort Wayne Komets Number **15**

Left wing, shoots left, 6-2, 200 lbs. Born: Calgary, Alberta 4/2/1985

Season	Club	League	Regular Season					Playoffs				
			GP	G	A	TP	PM	GP	G	A	TP	PM
2006-07	Marian College	NCAA	27	6	9	15	70	—	—	—	—	—
2007-08	U. of Wis-Superior	NCAA	26	0	6	6	44	—	—	—	—	—
2008-09	U. of Wis-Superior	NCAA	30	6	9	15	28	—	—	—	—	—
2009-10	U. of Wis-Superior	NCAA	26	10	5	15	39	—	—	—	—	—
	Laredo	CHL	1	0	0	0	0	—	—	—	—	—

Profile: 2010-11 is his first pro year. Completed four seasons of NCAA play last year at University of Wisconsin-Superior. Skated one game last season with Laredo CHL.




Legault, Olivier

(luh-GOE) Fort Wayne Komets Number **82**

Left wing, shoots left, 6-5, 240 lbs. Born: Chibougamau, Quebec 10/2/1986

Season	Club	League	Regular Season					Playoffs				
			GP	G	A	TP	PM	GP	G	A	TP	PM
2002-03	Sherbrooke	QMJHL	27	0	0	0	85	5	0	0	0	0
2003-04	Lewiston	QMJHL	54	0	2	2	115	7	0	0	0	8
2004-05	Lewiston	QMJHL	55	1	3	4	131	7	0	0	0	8
2005-06	Lewiston	QMJHL	33	0	2	2	80	—	—	—	—	—
	Drummondville	QMJHL	30	2	0	2	74	3	0	0	0	8
2006-07	Rimouski	QMJHL	1	0	0	0	0	—	—	—	—	—
	Terrebonne	QJHL	44	16	16	32	205	—	—	—	—	—
2007-08	Fort Wayne	IHL	55	3	6	9	178	—	—	—	—	—
2008-09	Fort Wayne	IHL	39	5	3	8	116	—	—	—	—	—
2009-10	Kalamazoo	ECHL	16	0	0	0	55	—	—	—	—	—

Profile: Selected by Florida in the 4th round of the 2005 NHL Entry Draft. 2009-10 is fourth pro season. Made his pro debut with the Komets during 2007-08. Also appeared in 39 regular season games with the Komets in 2008-09. Skated 16 games with Kalamazoo ECHL last season.



Mironovic, Danko

(meer-AHN-oh-vick) Fort Wayne Komets Number **3**

Defense, shoots left, 6-3, 220 lbs. Born: Zagreb, Croatia 3/15/87

Season	Club	League	Regular Season					Playoffs				
			GP	G	A	TP	PM	GP	G	A	TP	PM
2004-05	Couchiching	OPJHL	45	3	7	10	151	—	—	—	—	—
2005-06	Couchiching	OPJHL	22	1	2	3	56	—	—	—	—	—
	Vaughan	OPJHL	13	0	1	1	29	—	—	—	—	—
2006-07	Vaughan	OPJHL	42	7	15	22	80	—	—	—	—	—
2008-09	Fort Wayne	IHL	70	2	11	13	65	11	1	1	2	16
2009-10	Fort Wayne	IHL	72	1	8	9	88	12	0	3	3	14

Profile: Completed three seasons of juniors in the OPJHL prior to joining the Komets for his pro debut 2008-09. Named the Komets' Most Improved Player for 2008-09. 2010-11 is his third pro season after winning Turner Cup Championships with the Komets each of the last two seasons.



Naurato, Brandon

Fort Wayne Komets Number **22**

Left wing, shoots left, 6-0, 190 lbs. Born: Livonia, Michigan 1/22/1985

Season	Club	League	Regular Season					Playoffs				
			GP	G	A	TP	PM	GP	G	A	TP	PM
2003-04	Cedar Rapids	USHL	44	9	7	16	18	4	0	1	1	0
2004-05	Omaha	USHL	49	15	10	25	42	5	0	0	0	4
2005-06	U. of Michigan	NCAA	31	7	3	10	8	—	—	—	—	—
2006-07	U. of Michigan	NCAA	40	12	11	23	34	—	—	—	—	—
2007-08	U. of Michigan	NCAA	34	7	11	18	22	—	—	—	—	—
2008-09	U. of Michigan	NCAA	25	6	7	13	32	—	—	—	—	—
	Stockton	ECHL	2	1	1	2	4	10	2	1	3	2
2009-10	Toledo	ECHL	5	0	2	2	2	—	—	—	—	—
	Port Huron	IHL	61	25	21	46	38	7	2	4	6	6

Profile: 2010-11 is his second pro year. Made his pro debut last season appearing in five ECHL games with Toledo before joining Port Huron IHL. Led the Icehawks with 11 power play goals. Prior to his rookie season completed four years at University of Michigan from 2005-2009.

2010-11 KOMETS PLAYER BIOS



O'Connor, Sean

Fort Wayne Komets

Number **29**

Right wing, shoots right, 5-11, 180 lbs. Born: Brownstown, MI 1/31/1987

Season	Club	League	Regular Season					Playoffs				
			GP	G	A	TP	PM	GP	G	A	TP	PM
2003-04	Erie	OHL	68	13	21	34	35	9	1	4	5	6
2004-05	Erie	OHL	67	9	22	31	65	6	1	1	2	8
2005-06	Erie	OHL	68	19	37	56	81	—	—	—	—	—
2006-07	Erie	OHL	20	8	17	25	27	—	—	—	—	—
2007-08	Plymouth	OHL	28	9	17	26	19	20	7	7	14	2
	London	OHL	48	17	26	43	46	5	0	2	2	0
2008-09	Plymouth	OHL	28	9	17	26	19	20	7	7	14	2
	Augusta	ECHL	1	0	0	0	0	—	—	—	—	—
2009-10	Fort Wayne	IHL	59	23	24	47	28	11	2	9	11	10
	Kalamazoo	ECHL	3	1	1	2	2	—	—	—	—	—
2009-10	Fort Wayne	IHL	72	23	28	51	59	12	5	4	9	6

Profile: 2008-09 was a member of the Turner Cup Champion Komets for his first pro year. Was co-winner of the Komets' Rookie of the Year Award for 2008-09 with Rick Varone. Started 2009-10 appearing in three games with Kalamazoo ECHL before signing with the Komets 10/26/09. Registered career highs of 23 goals, 28 assists and 51 points last season. Selected to the 2009-10 IHL All-Rookie Team. 2010 Championship was his second with the Komets.



Patrosso, Derek

Fort Wayne Komets

Number **39**

Right wing, shoots right, 6-11, 192 lbs. Born: Northville, MI 10/23/1984

Season	Club	League	Regular Season					Playoffs				
			GP	G	A	TP	PM	GP	G	A	TP	PM
2004-05	Colorado College	NCAA	34	2	6	8	32	—	—	—	—	—
2005-06	Colorado College	NCAA	41	7	8	15	53	—	—	—	—	—
2006-07	Colorado College	NCAA	30	3	7	10	20	—	—	—	—	—
2007-08	Colorado College	NCAA	16	5	3	8	27	—	—	—	—	—
2008-09	Port Huron	IHL	68	17	26	43	26	6	2	2	4	2
2009-10	Port Huron	IHL	71	30	40	70	94	7	2	1	3	10

Profile: 2010-11 is his third pro year. Completed four seasons at Colorado College NCAA prior to skating his first two pro seasons with Port Huron IHL. Last year ranked second in Port Huron with a career high 70 points in 71 games (30g, 40a).



Phillips, Bobby

Fort Wayne Komets

Number **20**

Defense, shoots left, 6-3, 210 lbs. Born: Erie, PA 11/4/1985

Season	Club	League	Regular Season					Playoffs				
			GP	G	A	TP	PM	GP	G	A	TP	PM
2003-04	St. Louis	USHL	14	2	0	2	11	—	—	—	—	—
2004-05	Toledo	NAHL	55	1	12	13	125	—	—	—	—	—
2005-06	Mercyhurst College	NCAA	31	0	4	4	84	—	—	—	—	—
2006-07	Mercyhurst College	NCAA	28	1	10	11	40	—	—	—	—	—
2007-08	Mercyhurst College	NCAA	37	3	5	8	56	—	—	—	—	—
2008-09	Mercyhurst College	NCAA	31	0	3	3	44	—	—	—	—	—
2009-10	Fort Wayne	IHL	66	2	14	16	57	12	0	1	1	2

Profile: Bobby's dad, Bob, was a former IHL'er and skated for the Komets 31 games during 1981-82. Prior to joining the Komets last year, Bobby Completed four years of NCAA play at Mercyhurst College 2008-09.

2010-11 KOMETS PLAYER BIOS



Reiter, Kevin (RYE-ter)

Fort Wayne Komets Number **35**

Goal, catches left, 5-10, 175 lbs. Born: Pittsburgh, PA 11/4/1981

Season	Club	League	Regular Season							Playoffs							
			GP	W	L	T	Mins	GA	SO	AVE	GP	W	L	Mins	GA	SO	AVE
2000-01	U. of Alaska-Anch	NCAA	5	0	1	0	173	16	0	5.55	—	—	—	—	—	—	—
2001-02	U. of Alaska-Anch	NCAA	20	7	9	3	1124	63	0	3.36	—	—	—	—	—	—	
2002-03	U. of Alaska-Anch	NCAA	24	1	18	4	1374	85	0	3.71	—	—	—	—	—	—	
2003-04	U. of Alaska-Anch	NCAA	21	6	12	1	1128	68	1	3.62	—	—	—	—	—	—	
2004-05	Missouri	UHL	38	19	11	3	2059	91	5	2.65	6	2	3	334	12	0	2.15
2005-06	Missouri	UHL	45	16	23	4	2430	153	0	3.78	—	—	—	—	—	—	
2006-07	Laredo	CHL	25	17	6	1	1414	25	2	2.33	8	5	2	447	21	0	2.82
	Phoenix	ECHL	7	4	2	0	364	21	0	3.46	—	—	—	—	—	—	
2007-08	Fort Wayne	IHL	48	32	10	4	2723	106	8	2.34	6	3	3	379	18	1	2.84
2008-09	Basingstoke	EIHL	43	—	—	—	2421	183	0	4.54	—	—	—	—	—	—	
2009-10	Sheffield	EIHL	8	—	—	—	—	31	—	3.88	—	—	—	—	—	—	
	Newcastle	EIHL	12	—	—	—	—	45	—	3.75	—	—	—	—	—	—	

Profile: 2010-11 is his seventh pro year and second stint in Fort Wayne. Started his pro career in the UHL with Missouri 2004-05 after completing 4 years at University of Alaska-Anchorage NCAA 2000-2004. Began 2006-07 with Phoenix ECHL before joining Laredo CHL. As a member of Laredo won the Southeast Division title and appeared in the 2007 CHL finals. Member of the 2008 IHL Huber Trophy and Turner Cup Champion Komets. Set a new Fort Wayne record with three consecutive shutouts and tied the Komets' goaltender record with eight regular season shutouts during 2007-08. Named the 2007-08 IHL Goaltender of the Year and named to the IHL 2007-08 First Team All-Stars. Spent the last two seasons in the Elite International Hockey League (EIHL) in the U.K. Appeared in 43 games with Basingstoke during 2008-09 and split time with Sheffield and Newcastle last season.



Rodger, Keith

Fort Wayne Komets Number **19**

Defense, Shoots right, 6-0, 190 lbs. Born: Parshall, Colorado 11/9/1984

Season	Club	League	Regular Season					Playoffs				
			GP	G	A	TP	PM	GP	G	A	TP	PM
2004-05	Helena	NAHL	36	2	11	13	66	—	—	—	—	—
	Springfield	NAHL	14	0	4	4	24	—	—	—	—	—
2005-06	American Internat'l	NCAA	18	0	1	1	32	—	—	—	—	—
2006-07	American Internat'l	NCAA	20	1	0	1	48	—	—	—	—	—
2007-08	American Internat'l	NCAA	27	1	5	6	49	—	—	—	—	—
2008-09	American Internat'l	NCAA	22	0	1	1	71	—	—	—	—	—
	Fort Wayne	IHL	11	0	0	0	5	11	2	0	2	12
2009-10	Fort Wayne	IHL	69	2	10	12	110	7	0	0	0	4

Profile: 2010-11 is third pro year with Fort Wayne. Signed with Fort Wayne 3/21/09 after completing four seasons of NCAA play with American International and became a Turner Cup Champion in his first pro playoffs in 2009. Won his second championship with the Komets last season.



Schrock, Kaleigh

Fort Wayne Komets Number **79**

Forward, shoots right, 5-11, 190 lbs. Born: Fort Wayne, IN 10/17/1984

Season	Club	League	Regular Season					Playoffs				
			GP	G	A	TP	PM	GP	G	A	TP	PM
2005-06	Neumann College	NCAA III	22	3	5	8	46	—	—	—	—	—
2006-07	Neumann College	NCAA III	19	3	2	5	18	—	—	—	—	—
2007-08	Neumann College	NCAA III	26	2	4	6	28	—	—	—	—	—
2008-09	Neumann College	NCAA III	26	4	4	8	18	—	—	—	—	—
2009-10	Fort Wayne	IHL	76	20	11	31	168	12	2	2	4	10

Profile: Fort Wayne native. Won the 2009 Division III Men's Ice Hockey NCAA Title in his fourth season at Neumann College. Won the IHL Turner Cup Championship in his pro debut last year with Fort Wayne. Named IHL Rookie of the Week on two occasions during 2009-10. Named Komets' Mr. Hustle Award and Rookie of the Year for 2009-10.

2010-11 KOMETS PLAYER BIOS



Thomas, Leo

Fort Wayne Komets

Number **44**

Center, shoots right, 6-1, 190 lbs. Born: Toronto, Ont 12/9/1981

Season	Club	League	Regular Season					Playoffs				
			GP	G	A	TP	PM	GP	G	A	TP	PM
2000-01	Capital Centre	NAHL	20	3	5	8	74	—	—	—	—	—
2001-02	Capital Centre	NAHL	50	17	27	44	95	—	—	—	—	—
2002-03	Detroit	CEHL	50	42	42	84	101	—	—	—	—	—
2003-04	Flint	UHL	71	18	19	37	73	3	0	0	0	4
2004-05	Flint	UHL	45	12	14	26	52	—	—	—	—	—
	Laval	LNAH	14	1	4	5	2	—	—	—	—	—
2005-06	Flint	UHL	76	34	37	71	115	—	—	—	—	—
2006-07	Laredo	CHL	58	21	24	45	112	21	8	10	18	28
2007-08	Bloomington	IHL	71	21	41	62	127	—	—	—	—	—
	Peoria	AHL	1	0	0	0	2	—	—	—	—	—
2008-09	Bloomington	IHL	9	4	2	6	41	—	—	—	—	—
	Fort Wayne	IHL	60	27	25	52	76	11	3	5	8	10
2009-10	Fort Wayne	IHL	72	33	27	60	57	12	5	6	11	10

Profile: 2010-11 is his eighth pro season. Started 2008-09 skating 9 games at Bloomington before joining the Komet roster December, 2008. Honored with the Komets' Mr. Hustle Award for 2008-09. Led the 2009-10 Komets with 33 goals. Named co-winner with teammate Brad MacMillan of the Komets' 2009-10 Unsung Hero Award. 2010 Championship was his second straight with the Komets.



Ward, Matt

Fort Wayne Komets

Number **10**

Forward, shoots left, 5-9, 175 lbs. Born: Kemptville, Ont 3/28/1985

Season	Club	League	Regular Season					Playoffs				
			GP	G	A	TP	PM	GP	G	A	TP	PM
2006-07	Neumann College	NCAA	24	14	27	41	24	—	—	—	—	—
2007-08	Neumann College	NCAA	26	4	14	18	24	—	—	—	—	—
2008-09	Neumann College	NCAA	27	21	21	42	43	—	—	—	—	—
2009-10	Neumann College	NCAA	23	10	17	27	20	—	—	—	—	—
	Reading	ECHL	8	2	4	6	4	—	—	—	—	—

Profile: 2010-11 is his pro debut season. Appeared in eight games last year with Reading ECHL after completing four seasons at Neumann College



Warner, Brandon

Fort Wayne Komets

Number **9**

Defense, shoots right, 6-0, 175 lbs. Born: Huntertown, IN 1/4/1983

Season	Club	League	Regular Season					Playoffs				
			GP	G	A	TP	PM	GP	G	A	TP	PM
2003-04	Michigan State	NCAA	11	0	1	1	8	—	—	—	—	—
2004-05	Michigan State	NCAA	3	0	1	1	2	—	—	—	—	—
2005-06	Michigan State	NCAA	8	1	0	1	14	—	—	—	—	—
2006-07	Michigan State	NCAA	23	2	4	6	14	—	—	—	—	—
2007-08	Fort Wayne	IHL	59	6	13	19	42	13	1	1	2	4
2008-09	Fort Wayne	IHL	26	7	7	14	27	—	—	—	—	—
2009-10	Fort Wayne	IHL	63	4	19	23	20	12	0	6	6	8

Profile: 2010-11 is his fourth season as a pro, all with Fort Wayne. The Fort Wayne native out of Huntertown graduated from Carroll High School and attended Michigan State. Became only the second Indiana native to have joined the Michigan State Spartan program, playing four seasons. Prior to MSU, spent two years (2001-03) playing juniors with the Pittsburgh Forge of the North American Hockey League (NAHL) winning the Junior "A" National Championship in 2003. 2010 was his third straight Championship with the Komets.

2009-10 SEASON REVIEW

INTERNATIONAL HOCKEY LEAGUE STANDINGS 2009-10 FINAL STANDINGS

TEAM	GP	W	L	OTL	SOL	PTS	WPCT	GF	GA	PIM	HOME	ROAD	L-TEN	STREAK
xMuskegon	76	51	20	1	4	107	.704	282	218	1575	30-7-0-1	21-13-1-3	6-2-1-1	0-1-0-0
xFort Wayne	76	50	21	1	4	105	.691	263	183	1589	29-7-1-1	21-14-0-3	8-1-0-1	2-0-0-0
xPort Huron	76	47	25	0	4	98	.645	259	223	1316	29-9-0-0	18-16-0-4	7-3-0-0	3-0-0-0
xFlint	76	33	36	3	4	73	.480	232	257	1500	21-11-2-4	12-25-1-0	5-5-0-0	0-1-0-0
Bloomington	76	31	34	5	6	73	.480	241	273	1864	21-14-2-1	10-20-3-5	1-6-2-1	0-5-1-0
Quad City	76	29	35	4	8	70	.461	207	263	1154	22-11-1-4	7-24-3-4	5-4-0-1	0-0-0-1
Dayton	76	25	46	4	1	55	.362	200	267	1106	15-21-1-1	10-25-3-0	2-7-1-0	0-5-1-0
TOTALS	532	266	217	18	31	581	.546	1684	1684	10104	-	-	-	-

x - clinched playoff berth

ATTENDANCE

TEAM	YESTERDAY	TOTAL	OPENINGS	AVERAGE
Fort Wayne		297,372	38	7,825
Quad City		154,546	38	4,067
Muskegon		111,452	38	2,932
Bloomington		102,530	38	2,698
Flint		71,011	38	1,868
Port Huron		61,828	38	1,627
Dayton		48,651	38	1,280
TOTAL		847,390	266	3,185

FORT WAYNE KOMETS TEAMSTATS, 2009-10 REGULAR SEASON FINAL

#	PLAYER	POS	GP	G	A	PTS	+/-	PIM	PPG	PPA	SHG	SHA	GWG	FG	OTG	UAG	ENG	SHOG	SHOA	SHO%	SHOTS	SPCT
91	Chaulk, Colin	C	71	27	58	85	+34	115	5	23	1	1	7	7	0	2	4	1	3	.333	172	.157
71	Drouin, P.C.	LW	76	26	56	82	+28	58	10	21	1	4	5	1	1	3	0	1	4	.250	213	.122
44	Thomas, Leo	C	72	33	27	60	+27	57	8	8	4	1	6	6	2	3	0	0	3	.000	179	.184
	X Shafranov, Konstan	LW	58	19	38	57	+30	20	4	14	0	0	5	6	0	0	0	2	4	.500	92	.207
27	Syroczynski, Matt	LW	48	30	23	53	+23	57	11	6	0	0	5	5	0	1	1	0	0	.000	232	.129
29	OConnor, Sean	RW	72	23	28	51	+18	59	8	6	3	1	4	1	0	3	0	0	3	.000	226	.102
2	Dupuis, Guy	D	76	14	29	43	+29	97	6	16	3	0	2	1	0	2	1	3	3	1.000	234	.060
14	DeAngelis, Frankie	D	73	9	32	41	+31	22	2	11	2	0	3	1	0	0	0	0	0	.000	146	.062
96	Chwedoruk, Justin	F	66	16	17	33	-3	53	6	4	1	1	1	3	0	1	1	0	2	.000	175	.091
79	Schrock, Kaleigh	RW	76	20	11	31	+2	168	0	0	1	2	3	2	0	2	2	0	2	.000	224	.089
21	Hukalo, David	RW	42	12	17	29	+9	42	4	6	0	0	4	3	1	0	0	0	2	.000	112	.107
9	Warner, Brandon	D	63	4	19	23	+12	20	0	5	0	0	0	2	0	0	0	0	0	.000	89	.045
20	Phillips, Bobby	D	66	2	14	16	+20	57	0	0	0	2	0	0	0	0	0	0	0	.000	73	.027
22	Bertram, Kevin	D	67	2	12	14	+21	96	0	0	0	0	0	1	0	0	0	0	0	.000	66	.030
19	Rodger, Keith	D	69	2	10	12	+6	110	0	0	0	0	0	0	0	0	0	0	0	.000	75	.027
15	MacMillan, Brad	RW	44	7	2	9	+7	233	0	0	0	0	1	1	0	1	1	0	0	.000	67	.104
3	Mironovic, Danko	D	72	1	8	9	+18	88	0	1	1	1	0	0	0	1	0	0	0	.000	71	.014
	X Woodard, Matt	D	49	4	4	8	-5	33	2	2	0	0	0	1	0	0	0	0	0	.000	64	.063
	X Varone, Rick	C	23	1	5	6	-4	14	1	3	0	0	0	0	0	0	0	0	0	.000	47	.021
	X Klempa, Tomas	RW	24	3	2	5	-6	2	0	2	0	0	0	2	0	0	0	0	0	.000	69	.043
17	Woods, Mitch	RW	33	1	3	4	+1	106	0	1	0	0	0	0	0	0	0	0	0	.000	26	.038
88	Hodgman, Justin	F	3	1	2	3	-1	0	1	0	0	0	0	1	0	0	0	0	1	.000	6	.167
35	Haun, Tim	G	42	0	3	3	0	14	0	0	0	0	0	0	0	0	0	0	0	.000	0	.000
	X Stayzer, Blair	D	13	1	0	1	0	34	1	0	0	0	0	1	0	0	0	0	0	.000	16	.063
	X Whitehead, Travis	C	7	1	0	1	0	4	0	0	0	0	0	0	0	0	0	0	0	.000	6	.167
	X Saidachev, Evgeny	RW	7	0	1	1	-2	2	0	0	0	0	0	0	0	0	0	0	0	.000	6	.000
33	Boucher, Nick	G	39	0	0	0	0	0	0	0	0	0	0	0	0	0	0	0	0	.000	0	.000
	X Laise, Vince	F	2	0	0	0	0	0	0	0	0	0	0	0	0	0	0	0	0	.000	0	.000
	X Duffus, Parris	G	1	0	0	0	0	0	0	0	0	0	0	0	0	0	0	0	0	.000	0	.000
TOTALS			76	263	421	684	+295	1589	69	129	17	13	50	45	8	23	10	7	27	.259	2690	.098
#	GOALIE	GP	MIN	W	L	OTL	SOL	SO	GA	GAA	SHOW	SHO	SHOGA	SHOAA	SAVES	SPCT						
35	Haun, Tim	42	2409:22	27	11	0	2	3	85	2.12	4	6	5	21	1020	.923						
33	Boucher, Nick	39	2188:40	23	10	1	2	3	91	2.49	0	2	3	8	1060	.921						
	X Duffus, Parris	1	0:31	0	0	0	0	0	.00	0	0	0	0	0	0	.000						
TOTALS			76		50	22	1	4	6	183	2.41	4	8	8	29	2080	.919					

2009-10 SEASON REVIEW

FORT WAYNE KOMETS HOME TEAMSTATS, 2009-10 REGULAR SEASON FINAL

#	PLAYER	POS	GP	G	A	PTS	+/-	PIM	PPG	PPA	SHG	SHA	GWG	FG	OTG	UAG	ENG	SHOG	SHOA	SHO%	SHOTS	SPCT
91	Chaulk, Colin	C	35	14	32	46	+29	41	2	15	0	0	3	4	0	1	2	1	1	1.000	84	.167
71	Drouin, P.C.	LW	38	20	20	40	+15	22	10	7	1	0	4	0	1	2	0	0	1	.000	108	.185
29	OConnor, Sean	RW	37	14	17	31	+15	22	5	5	1	1	3	0	0	1	0	0	2	.000	137	.102
24	X Shafranov, Konstan	LW	29	12	19	31	+19	2	2	9	0	0	4	4	0	0	0	1	1	1.000	51	.235
27	Syroczynski, Matt	LW	25	16	13	29	+17	35	6	2	0	0	3	5	0	0	0	0	0	.000	127	.126
44	Thomas, Leo	C	37	12	17	29	+11	33	3	5	0	1	1	3	1	1	0	0	1	.000	88	.136
2	Dupuis, Guy	D	38	5	21	26	+15	44	3	13	2	0	1	1	0	2	1	2	2	1.000	115	.043
14	DeAngelis, Frankie	D	37	4	18	22	+19	8	0	5	1	0	1	0	0	0	0	0	0	.000	79	.051
79	Schrock, Kaleigh	RW	38	11	8	19	+6	73	0	0	0	2	2	1	0	2	2	0	2	.000	120	.092
21	Hukalo, David	RW	22	8	11	19	+7	16	3	6	0	0	4	2	1	0	0	0	1	.000	54	.148
96	Chwedoruk, Justin	F	34	10	8	18	-2	30	2	2	1	0	1	2	0	0	0	0	1	.000	94	.106
9	Warner, Brandon	D	31	3	12	15	+6	6	0	2	0	0	0	2	0	0	0	0	0	.000	47	.064
20	Phillips, Bobby	D	34	1	10	11	+13	24	0	0	0	1	0	0	0	0	0	0	0	.000	30	.033
19	Rodger, Keith	D	36	0	7	7	+7	40	0	0	0	0	0	0	0	0	0	0	0	.000	39	.000
72	X Woodard, Matt	D	22	2	4	6	-3	15	1	2	0	0	0	1	0	0	0	0	0	.000	35	.057
3	Mironovic, Danko	D	36	1	4	5	+12	36	0	1	1	0	0	0	0	1	0	0	0	.000	39	.026
22	Bertram, Kevin	D	34	1	4	5	+13	51	0	0	0	0	0	1	0	0	0	0	0	.000	37	.027
15	MacMillan, Brad	RW	22	3	1	4	+4	133	0	0	0	0	0	0	0	0	1	0	0	.000	36	.083
8	X Klempa, Tomas	RW	12	3	0	3	-3	0	0	0	0	0	0	2	0	0	0	0	0	.000	30	.100
17	Woods, Mitch	RW	19	1	2	3	+1	59	0	0	0	0	0	0	0	0	0	0	0	.000	18	.056
7	X Varone, Rick	C	11	1	1	2	-1	4	1	0	0	0	0	0	0	0	0	0	0	.000	28	.036
35	Haun, Tim	G	24	0	2	2	0	0	0	0	0	0	0	0	0	0	0	0	0	.000	0	.000
51	X Stayzer, Blair	D	6	1	0	1	0	20	1	0	0	0	0	1	0	0	0	0	0	.000	11	.091
88	Hodgman, Justin	F	2	0	1	1	0	0	0	0	0	0	0	0	0	0	0	0	0	.000	3	.000
10	X Saidachev, Evgeny	RW	2	0	0	0	0	0	0	0	0	0	0	0	0	0	0	0	0	.000	3	.000
13	X Whitehead, Travis	C	3	0	0	0	0	0	0	0	0	0	0	0	0	0	0	0	0	.000	3	.000
33	Boucher, Nick	G	17	0	0	0	0	0	0	0	0	0	0	0	0	0	0	0	0	.000	0	.000
TOTALS			GP	G	A	PTS	+/-	PIM	PPG	PPA	SHG	SHA	GWG	FG	OTG	UAG	ENG	SHOG	SHOA	SHO%	SHOTS	SPCT
TOTALS			38	145	232	377	+200	730	39	74	7	5	29	29	5	12	6	4	12	.333	1418	.102

#	GOALIE	GP	MIN	W	L	OTL	SOL	SO	GA	GAA	SHOW	SHO	SHOGA	SHOAA	SAVES	SPCT
35	Haun, Tim	24	1394:27	19	3	0	1	2	45	1.94	2	3	3	12	584	.928
33	Boucher, Nick	17	902:31	10	4	1	0	1	40	2.66	0	0	0	0	411	.911
TOTALS		GP	-	W	L	OTL	SOL	SO	GA	GAA	SHOW	SHO	SHOGA	SHOAA	SAVES	SPCT
TOTALS		38	-	29	7	1	1	3	87	2.29	2	3	3	12	995	.920

- POWER PLAYS -

G	ADV	SH	PCT
39	168	7	0.232

- GOALS BY PERIOD -

1ST	2ND	3RD	OT	SHO	TOT
47	49	44	5	2	145

- SHOTS BY PERIOD -

1ST	2ND	3RD	OT	TOT
497	474	425	22	1418

2009-10 SEASON REVIEW

FORT WAYNE KOMETS ROAD TEAMSTATS, 2009-10 REGULAR SEASON FINAL

#	PLAYER	POS	GP	G	A	PTS	+/-	PIM	PPG	PPA	SHG	SHA	GWG	FG	OTG	UAG	ENG	SHOG	SHOA	SHO%	SHOTS	SPCT	
71	Drouin, P.C.	LW	38	6	36	42	+13	36	0	14	0	4	1	1	0	1	0	1	3	.333	105	.057	
91	Chaulk, Colin	C	36	13	26	39	+5	74	3	8	1	1	4	3	0	1	2	0	2	.000	88	.148	
44	Thomas, Leo	C	35	21	10	31	+16	24	5	3	4	0	5	3	1	2	0	0	2	.000	91	.231	
24	X Shafranov, Konstan	LW	29	7	19	26	+11	18	2	5	0	0	1	2	0	0	0	1	3	.333	41	.171	
27	Syroczyński, Matt	LW	23	14	10	24	+6	22	5	4	0	0	2	0	0	1	1	0	0	.000	105	.133	
29	OConnor, Sean	RW	35	9	11	20	+3	37	3	1	2	0	1	1	0	2	0	0	1	.000	89	.101	
14	DeAngelis, Frankie	D	36	5	14	19	+12	14	2	6	1	0	2	1	0	0	0	0	0	.000	67	.075	
2	Dupuis, Guy	D	38	9	8	17	+14	53	3	3	1	0	1	0	0	0	0	1	1	1.000	119	.076	
96	Chwedoruk, Justin	F	32	6	9	15	-1	23	4	2	0	1	0	1	0	1	1	0	1	.000	81	.074	
79	Schrock, Kaleigh	RW	38	9	3	12	-4	95	0	0	1	0	1	1	0	0	0	0	0	.000	104	.087	
21	Hukalo, David	RW	20	4	6	10	+2	26	1	0	0	0	0	1	0	0	0	0	1	.000	58	.069	
22	Bertram, Kevin	D	33	1	8	9	+8	45	0	0	0	0	0	0	0	0	0	0	0	.000	29	.034	
9	Warner, Brandon	D	32	1	7	8	+6	14	0	3	0	0	0	0	0	0	0	0	0	.000	42	.024	
15	MacMillan, Brad	RW	22	4	1	5	+3	100	0	0	0	0	1	1	0	1	0	0	0	.000	31	.129	
19	Rodger, Keith	D	33	2	3	5	-1	70	0	0	0	0	0	0	0	0	0	0	0	.000	36	.056	
20	Phillips, Bobby	D	32	1	4	5	+7	33	0	0	0	1	0	0	0	0	0	0	0	.000	43	.023	
3	Mironovic, Danko	D	36	0	4	4	+6	52	0	0	0	1	0	0	0	0	0	0	0	.000	32	.000	
7	X Varone, Rick	C	12	0	4	4	-3	10	0	3	0	0	0	0	0	0	0	0	0	.000	19	.000	
72	X Woodard, Matt	D	27	2	0	2	-2	18	1	0	0	0	0	0	0	0	0	0	0	.000	29	.069	
88	Hodgman, Justin	F	1	1	1	2	-1	0	1	0	0	0	0	1	0	0	0	0	1	.000	3	.333	
8	X Klempa, Tomas	RW	12	0	2	2	-3	2	0	2	0	0	0	0	0	0	0	0	0	.000	39	.000	
13	X Whitehead, Travis	C	4	1	0	1	0	4	0	0	0	0	0	0	0	0	0	0	0	.000	3	.333	
10	X Saidachev, Evgeny	RW	5	0	1	1	-2	2	0	0	0	0	0	0	0	0	0	0	0	.000	3	.000	
17	Woods, Mitch	RW	14	0	1	1	0	47	0	1	0	0	0	0	0	0	0	0	0	.000	8	.000	
35	Haun, Tim	G	31	0	1	1	0	14	0	0	0	0	0	0	0	0	0	0	0	.000	0	.000	
1	X Koenig, Matt	G	2	0	0	0	0	0	0	0	0	0	0	0	0	0	0	0	0	.000	0	.000	
1	X Sims, Tyler	G	5	0	0	0	0	0	0	0	0	0	0	0	0	0	0	0	0	.000	0	.000	
1	X Duffus, Parris	G	7	0	0	0	0	0	0	0	0	0	0	0	0	0	0	0	0	.000	0	.000	
33	Boucher, Nick	G	30	0	0	0	0	0	0	0	0	0	0	0	0	0	0	0	0	.000	0	.000	
51	X Stayzer, Blair	D	7	0	0	0	0	14	0	0	0	0	0	0	0	0	0	0	0	.000	5	.000	
55	X Laise, Vince	F	2	0	0	0	0	0	0	0	0	0	0	0	0	0	0	0	0	.000	0	.000	
TOTALS			GP	G	A	PTS	+/-	PIM	PPG	PPA	SHG	SHA	GWG	FG	OTG	UAG	ENG	SHOG	SHOA	SHO%	SHOTS	SPCT	
TOTALS			38	118	189	307	+95	859	30	55	10	8	21	16	3	11	4	3	15	.200		1272	.093

#	GOALIE	GP	MIN	W	L	OTL	SOL	SO	GA	GAA	SHOW	SHO	SHOGA	SHOAA	SAVES	SPCT
33	Boucher, Nick	22	1286:09	13	6	0	2	2	51	2.38	0	2	3	8	649	.927
35	Haun, Tim	18	1014:55	8	8	0	1	1	40	2.36	2	3	2	9	436	.916
1	Duffus, Parris	1	0:31	0	0	0	0	0	0	.00	0	0	0	0	0	.000
TOTALS		GP	-	W	L	OTL	SOL	SO	GA	GAA	SHOW	SHO	SHOGA	SHOAA	SAVES	SPCT
TOTALS		38		21	14	0	3	3	96	2.53	2	5	5	17	1085	.919

— POWER PLAYS —

G	ADV	SH	PCT
30	183	10	0.164

— GOALS BY PERIOD —

1ST	2ND	3RD	OT	SHO	TOT
32	40	43	3	2	118

— SHOTS BY PERIOD —

1ST	2ND	3RD	OT	TOT
386	471	387	28	1272

2009-10 SEASON REVIEW

FORT WAYNE KOMETS MONTHLY STATS

OCTOBER, 2009

#	PLAYER	POS	GP	G	A	PTS	+/-	PIM	PPG	PPA	SHG	SHA	GWG	FG	OTG	UAG	ENG	SHOG	SHOA	SHO%	SHOTS	SPCT
27	Syroczyński, Matt	LW	4	4	2	6	+4	0	1	1	0	0	1	0	0	0	0	0	0	.000	17	.235
44	Thomas, Leo	C	6	3	3	6	0	14	2	2	0	0	1	0	1	0	0	0	0	.000	17	.176
71	Drouin, P.C.	LW	6	1	5	6	+1	8	1	2	0	0	1	0	0	0	0	0	0	.000	25	.040
91	Chaulk, Colin	C	6	1	5	6	+1	10	0	2	0	0	0	0	0	0	0	0	0	.000	17	.059
24	Shafranov, Konstan	LW	6	1	4	5	+2	0	0	2	0	0	0	0	0	0	0	0	0	.000	10	.100
14	DeAngelis, Frankie	D	3	1	3	4	+1	0	1	3	0	0	0	0	0	0	0	0	0	.000	6	.167
2	Dupuis, Guy	D	6	0	3	3	+3	21	0	0	0	0	0	0	0	0	0	0	0	.000	20	.000
72	Woodard, Matt	D	6	2	0	2	+1	7	2	0	0	0	0	0	0	0	0	0	0	.000	8	.250
8	Klempa, Tomas	RW	4	1	1	2	+1	2	0	1	0	0	0	1	0	0	0	0	0	.000	11	.091
19	Rodger, Keith	D	5	1	1	2	+3	24	0	0	0	0	0	0	0	0	0	0	0	.000	3	.333
29	OConnor, Sean	RW	2	1	1	2	0	4	0	1	1	0	0	0	0	1	0	0	0	.000	8	.125
7	Varone, Rick	C	6	0	2	2	+1	8	0	2	0	0	0	0	0	0	0	0	0	.000	15	.000
13	Whitehead, Travis	C	3	1	0	1	+1	4	0	0	0	0	0	0	0	0	0	0	0	.000	1	1.000
15	MacMillan, Brad	RW	6	1	0	1	+2	57	0	0	0	0	0	0	0	1	0	0	0	.000	6	.167
51	Stayzer, Blair	D	6	1	0	1	0	14	1	0	0	0	0	1	0	0	0	0	0	.000	8	.125
79	Schrock, Kaleigh	RW	6	1	0	1	+2	17	0	0	0	0	1	0	0	1	0	0	0	.000	10	.100
3	Mironovic, Danko	D	6	0	1	1	+1	15	0	0	0	0	0	0	0	0	0	0	0	.000	2	.000
10	Saidachev, Evgeny	RW	6	0	1	1	-1	2	0	0	0	0	0	0	0	0	0	0	0	.000	6	.000
20	Phillips, Bobby	D	6	0	1	1	+4	2	0	0	0	0	0	0	0	0	0	0	0	.000	6	.000
22	Bertram, Kevin	D	1	0	0	0	0	0	0	0	0	0	0	0	0	0	0	0	0	.000	0	.000
33	Boucher, Nick	G	4	0	0	0	0	0	0	0	0	0	0	0	0	0	0	0	0	.000	0	.000
35	Haun, Tim	G	2	0	0	0	0	2	0	0	0	0	0	0	0	0	0	0	0	.000	0	.000
55	Laise, Vince	F	2	0	0	0	0	0	0	0	0	0	0	0	0	0	0	0	0	.000	0	.000
TOTALS			6	20	33	53	+27	211	8	16	1	0	4	2	1	3	0	0	0	.000	196	.102

#	GOALIE	GP	MIN	W	L	OTL	SOL	SO	GA	GAA	SHOW	SHO	SHOGA	SHOAA	SAVES	SPCT
33	Boucher, Nick	4	240:39	3	1	0	0	0	10	2.49	0	0	0	0	127	.927
35	Haun, Tim	2	118:46	1	1	0	0	0	6	3.03	0	0	0	0	51	.895
TOTALS		6		4	2	0	0	0	16	2.67	0	0	0	0	178	.918

FORT WAYNE KOMETS MONTHLY STATS

NOVEMBER, 2009

#	PLAYER	POS	GP	G	A	PTS	+/-	PIM	PPG	PPA	SHG	SHA	GWG	FG	OTG	UAG	ENG	SHOG	SHOA	SHO%	SHOTS	SPCT
71	Drouin, P.C.	LW	10	3	7	10	0	10	1	3	0	0	1	0	1	0	0	1	2	.500	25	.120
2	Dupuis, Guy	D	10	3	6	9	0	14	2	2	0	0	1	0	0	1	0	0	0	.000	25	.120
91	Chaulk, Colin	C	9	0	9	9	0	37	0	3	0	0	0	0	0	0	0	0	0	.000	19	.000
29	OConnor, Sean	RW	10	4	3	7	0	8	1	0	1	0	2	0	0	0	0	0	0	.000	32	.125
96	Chwedoruk, Justin	F	6	5	1	6	0	4	2	0	0	0	0	0	0	0	1	0	1	.000	19	.263
44	Thomas, Leo	C	10	2	3	5	-2	2	2	2	0	0	1	1	0	0	0	0	1	.000	22	.091
79	Schrock, Kaleigh	RW	10	2	1	3	0	27	0	0	0	1	0	1	0	0	0	0	0	.000	22	.091
7	Varone, Rick	C	8	1	2	3	-3	4	1	1	0	0	0	0	0	0	0	0	0	.000	17	.059
8	Klempa, Tomas	RW	10	1	1	2	0	0	0	1	0	0	0	1	0	0	0	0	0	.000	34	.029
9	Warner, Brandon	D	9	1	1	2	0	2	0	0	0	0	0	1	0	0	0	0	0	.000	12	.083
14	DeAngelis, Frankie	D	10	1	1	2	0	0	1	1	0	0	0	0	0	0	0	0	0	.000	21	.048
19	Rodger, Keith	D	10	1	1	2	-1	6	0	0	0	0	0	0	0	0	0	0	0	.000	11	.091
72	Woodard, Matt	D	10	1	1	2	-4	12	0	1	0	0	0	1	0	0	0	0	0	.000	16	.063
35	Haun, Tim	G	10	0	2	2	0	0	0	0	0	0	0	0	0	0	0	0	0	.000	0	.000
24	Shafranov, Konstan	LW	3	1	0	1	0	4	0	0	0	0	0	1	0	0	0	1	1	1.000	5	.200
20	Phillips, Bobby	D	10	0	1	1	+2	9	0	0	0	0	0	0	0	0	0	0	0	.000	9	.000
21	Hukalo, David	RW	7	0	1	1	-3	10	0	0	0	0	0	0	0	0	0	0	0	.000	13	.000
22	Bertram, Kevin	D	6	0	1	1	+4	9	0	0	0	0	0	0	0	0	0	0	0	.000	2	.000
3	Mironovic, Danko	D	8	0	0	0	-2	6	0	0	0	0	0	0	0	0	0	0	0	.000	3	.000
10	Saidachev, Evgeny	RW	1	0	0	0	-1	0	0	0	0	0	0	0	0	0	0	0	0	.000	0	.000
13	Whitehead, Travis	C	4	0	0	0	-1	0	0	0	0	0	0	0	0	0	0	0	0	.000	5	.000
51	Stayzer, Blair	D	6	0	0	0	0	15	0	0	0	0	0	0	0	0	0	0	0	.000	6	.000
TOTALS			10	28	42	70	-11	181	10	14	1	1	7	6	3	3	1	2	5	.400	320	.088

#	GOALIE	GP	MIN	W	L	OTL	SOL	SO	GA	GAA	SHOW	SHO	SHOGA	SHOAA	SAVES	SPCT
35	Haun, Tim	10	608:52	7	3	0	0	0	23	2.27	2	2	0	6	232	.910
TOTALS		10		7	3	0	0	0	23	2.30	2	2	0	6	232	.910

2009-10 SEASON REVIEW

FORT WAYNE KOMETS MONTHLY STATS
DECEMBER, 2009

#	PLAYER	POS	GP	G	A	PTS	+/-	PIM	PPG	PPA	SHG	SHA	GWG	FG	OTG	UAG	ENG	SHOG	SHOA	SHO%	SHOTS	SPCT
91	Chaulk, Colin	C	10	5	8	13	+3	19	1	2	0	0	1	2	0	0	1	0	0	.000	30	.167
21	Hukalo, David	RW	13	7	5	12	+2	18	4	3	0	0	2	2	1	0	0	0	1	.000	38	.184
71	Drouin, P.C.	LW	13	3	9	12	-2	6	3	6	0	1	0	0	0	0	0	0	1	.000	37	.081
44	Thomas, Leo	C	13	7	2	9	+2	14	1	1	1	0	2	0	1	0	0	0	1	.000	36	.194
2	Dupuis, Guy	D	13	2	7	9	-2	10	1	4	0	0	0	0	0	0	0	0	0	.000	31	.065
29	OConnor, Sean	RW	13	3	5	8	-1	10	1	1	0	0	0	0	0	0	0	0	1	.000	36	.083
24	Shafranov, Konstan	LW	7	1	6	7	0	2	1	2	0	0	0	0	0	0	0	0	0	.000	17	.059
14	DeAngelis, Frankie	D	13	2	4	6	-1	2	0	2	0	0	1	0	0	0	0	0	0	.000	17	.118
96	Chwedoruk, Justin	F	13	1	5	6	+1	9	1	1	0	1	0	1	0	0	0	0	1	.000	38	.026
22	Bertram, Kevin	D	13	2	3	5	+4	22	0	0	0	0	1	0	0	0	0	0	0	.000	13	.154
9	Warner, Brandon	D	12	0	5	5	0	4	0	2	0	0	0	0	0	0	0	0	0	.000	17	.000
79	Schrock, Kaleigh	RW	13	3	0	3	-8	29	0	0	1	0	0	0	0	0	0	0	0	.000	40	.075
19	Rodger, Keith	D	13	0	3	3	-5	42	0	0	0	0	0	0	0	0	0	0	0	.000	17	.000
27	Syroczyński, Matt	LW	1	1	1	2	+2	0	0	0	0	0	0	0	0	0	0	0	0	.000	8	.125
20	Phillips, Bobby	D	13	0	2	2	+5	10	0	0	0	1	0	0	0	0	0	0	0	.000	22	.000
8	Klempa, Tomas	RW	10	1	0	1	-7	0	0	0	0	0	0	0	0	0	0	0	0	.000	24	.042
3	Mironovic, Danko	D	11	0	1	1	+2	10	0	0	0	0	0	0	0	0	0	0	0	.000	14	.000
15	MacMillan, Brad	RW	7	0	1	1	-1	45	0	0	0	0	0	0	0	0	0	0	0	.000	8	.000
72	Woodard, Matt	D	12	0	1	1	-4	6	0	1	0	0	0	0	0	0	0	0	0	.000	17	.000
1	Duffus, Parris	G	1	0	0	0	0	0	0	0	0	0	0	0	0	0	0	0	0	.000	0	.000
7	Varone, Rick	C	1	0	0	0	0	0	0	0	0	0	0	0	0	0	0	0	0	.000	1	.000
33	Boucher, Nick	G	7	0	0	0	0	0	0	0	0	0	0	0	0	0	0	0	0	.000	0	.000
35	Haun, Tim	G	6	0	0	0	0	12	0	0	0	0	0	0	0	0	0	0	0	.000	0	.000
51	Stayzer, Blair	D	1	0	0	0	0	5	0	0	0	0	0	0	0	0	0	0	0	.000	2	.000
TOTALS			GP	G	A	PTS	+/-	PIM	PPG	PPA	SHG	SHA	GWG	FG	OTG	UAG	ENG	SHOG	SHOA	SHO%	SHOTS	SPCT
TOTALS			13	38	68	106	-10	277	13	25	2	3	6	6	2	0	1	0	5	.000	463	.082

#	GOALIE	GP	MIN	W	L	OTL	SOL	SO	GA	GAA	SHOW	SHO	SHOGA	SHOAA	SAVES	SPCT
33	Boucher, Nick	7	419:32	4	3	0	0	0	22	3.15	0	0	0	0	172	.887
35	Haun, Tim	6	365:32	2	3	0	1	0	14	2.30	0	1	1	5	153	.916
1	Duffus, Parris	1	0:31	0	0	0	0	0	0	.00	0	0	0	0	0	.000
TOTALS		13		6	6	0	1	0	38	2.92	0	1	1	5	325	.895

FORT WAYNE KOMETS MONTHLY STATS
JANUARY, 2010

#	PLAYER	POS	GP	G	A	PTS	+/-	PIM	PPG	PPA	SHG	SHA	GWG	FG	OTG	UAG	ENG	SHOG	SHOA	SHO%	SHOTS	SPCT
91	Chaulk, Colin	C	10	6	8	14	+9	12	2	3	0	0	1	2	0	0	1	1	1	1.000	21	.286
71	Drouin, P.C.	LW	11	6	7	13	+5	6	2	2	0	1	2	0	0	0	0	0	0	.000	35	.171
44	Thomas, Leo	C	11	6	5	11	+6	12	1	0	2	0	0	3	0	1	0	0	1	.000	27	.222
24	Shafranov, Konstan	LW	11	4	6	10	+9	4	0	2	0	0	1	0	0	0	0	1	2	.500	15	.267
79	Schrock, Kaleigh	RW	11	6	3	9	+7	26	0	0	0	0	1	0	0	0	1	0	1	.000	24	.250
27	Syroczyński, Matt	LW	7	2	5	7	+5	7	0	0	0	0	1	1	0	0	0	0	0	.000	27	.074
2	Dupuis, Guy	D	11	1	4	5	+5	14	1	3	0	0	0	0	0	0	0	1	1	1.000	42	.024
96	Chwedoruk, Justin	F	11	0	5	5	-1	10	0	1	0	0	0	0	0	0	0	0	0	.000	21	.000
20	Phillips, Bobby	D	11	1	3	4	+1	14	0	0	0	0	0	0	0	0	0	0	0	.000	13	.077
14	DeAngelis, Frankie	D	11	0	4	4	+7	2	0	1	0	0	0	0	0	0	0	0	0	.000	23	.000
29	OConnor, Sean	RW	11	0	3	3	-1	2	0	0	0	0	0	0	0	0	0	0	0	.000	35	.000
15	MacMillan, Brad	RW	11	2	0	2	-1	40	0	0	0	0	1	1	0	0	1	0	0	.000	16	.125
9	Warner, Brandon	D	9	0	2	2	+3	4	0	0	0	0	0	0	0	0	0	0	0	.000	10	.000
22	Bertram, Kevin	D	11	0	2	2	+7	16	0	0	0	0	0	0	0	0	0	0	0	.000	7	.000
3	Mironovic, Danko	D	11	0	1	1	+2	18	0	0	0	0	0	0	0	0	0	0	0	.000	12	.000
7	Varone, Rick	C	8	0	1	1	-2	2	0	0	0	0	0	0	0	0	0	0	0	.000	14	.000
17	Woods, Mitch	RW	2	0	1	1	+1	2	0	0	0	0	0	0	0	0	0	0	0	.000	0	.000
19	Rodger, Keith	D	6	0	1	1	+2	15	0	0	0	0	0	0	0	0	0	0	0	.000	3	.000
21	Hukalo, David	RW	2	0	0	0	+1	2	0	0	0	0	0	0	0	0	0	0	0	.000	7	.000
33	Boucher, Nick	G	6	0	0	0	0	0	0	0	0	0	0	0	0	0	0	0	0	.000	0	.000
35	Haun, Tim	G	7	0	0	0	0	0	0	0	0	0	0	0	0	0	0	0	0	.000	0	.000
72	Woodard, Matt	D	9	0	0	0	-2	6	0	0	0	0	0	0	0	0	0	0	0	.000	9	.000
TOTALS			GP	G	A	PTS	+/-	PIM	PPG	PPA	SHG	SHA	GWG	FG	OTG	UAG	ENG	SHOG	SHOA	SHO%	SHOTS	SPCT
TOTALS			11	35	61	96	+63	216	6	12	2	1	8	7	1	2	3	3	6	.500	362	.097

#	GOALIE	GP	MIN	W	L	OTL	SOL	SO	GA	GAA	SHOW	SHO	SHOGA	SHOAA	SAVES	SPCT
35	Haun, Tim	7	390:00	5	1	0	1	2	13	2.00	1	2	4	7	201	.939
33	Boucher, Nick	6	280:00	3	1	0	0	0	8	1.71	0	0	0	0	163	.953
TOTALS		11		8	2	0	1	2	22	2.00	1	2	4	7	364	.943

2009-10 SEASON REVIEW

FORT WAYNE KOMETS MONTHLY STATS
FEBRUARY, 2010

#	PLAYER	POS	GP	G	A	PTS	+/-	PIM	PPG	PPA	SHG	SHA	GWG	FG	OTG	UAG	ENG	SHOG	SHOA	SHO%	SHOTS	SPCT
24	Shafranov, Konstan	LW	12	6	10	16	+4	2	3	4	0	0	0	2	0	0	0	0	0	.000	23	.261
91	Chaulk, Colin	C	12	4	12	16	+4	8	2	6	0	1	3	1	0	0	0	0	0	.000	28	.143
27	Syroczyński, Matt	LW	12	10	5	15	+2	7	4	3	0	1	1	1	0	0	1	0	0	.000	70	.143
71	Drouin, P.C.	LW	12	4	9	13	+2	14	1	3	0	1	0	0	0	0	0	0	0	.000	24	.167
44	Thomas, Leo	C	12	6	6	12	+7	4	0	1	1	0	0	1	0	0	0	0	0	.000	31	.194
29	OConnor, Sean	RW	12	4	8	12	+8	9	2	1	1	1	0	0	0	1	0	0	0	.000	44	.091
14	DeAngelis, Frankie	D	12	4	6	10	+10	2	0	0	2	0	2	1	0	0	0	0	0	.000	28	.143
96	Chwedoruk, Justin	F	12	3	4	7	0	2	1	2	1	0	0	1	0	0	0	0	0	.000	31	.097
9	Warner, Brandon	D	12	0	6	6	+2	8	0	1	0	0	0	0	0	0	0	0	0	.000	18	.000
15	MacMillan, Brad	RW	11	4	1	5	+3	56	0	0	0	0	0	0	0	0	0	0	0	.000	24	.167
79	Schrock, Kaleigh	RW	12	2	3	5	+1	23	0	0	0	1	1	1	0	0	0	0	0	.000	39	.051
2	Dupuis, Guy	D	12	1	3	4	+7	12	0	3	0	0	0	0	0	0	0	0	0	.000	44	.023
22	Bertram, Kevin	D	12	0	4	4	+1	16	0	0	0	0	0	0	0	0	0	0	0	.000	20	.000
3	Mironovic, Danko	D	12	0	3	3	+5	14	0	1	0	1	0	0	0	0	0	0	0	.000	15	.000
17	Woods, Mitch	RW	12	0	1	1	-1	38	0	1	0	0	0	0	0	0	0	0	0	.000	12	.000
35	Haun, Tim	G	7	0	1	1	0	0	0	0	0	0	0	0	0	0	0	0	0	.000	0	.000
72	Woodard, Matt	D	9	0	1	1	+2	0	0	0	0	0	0	0	0	0	0	0	0	.000	9	.000
19	Rodger, Keith	D	12	0	0	0	+4	6	0	0	0	0	0	0	0	0	0	0	0	.000	11	.000
20	Phillips, Bobby	D	3	0	0	0	-1	7	0	0	0	0	0	0	0	0	0	0	0	.000	3	.000
33	Boucher, Nick	G	6	0	0	0	0	0	0	0	0	0	0	0	0	0	0	0	0	.000	0	.000
TOTALS			GP	G	A	PTS	+/-	PIM	PPG	PPA	SHG	SHA	GWG	FG	OTG	UAG	ENG	SHOG	SHOA	SHO%	SHOTS	SPCT
TOTALS			12	48	83	131	+60	234	13	26	5	5	8	8	0	1	1	0	0	.000	474	.101

#	GOALIE	GP	MIN	W	L	OTL	SOL	SO	GA	GAA	SHOW	SHO	SHOGA	SHOAA	SAVES	SPCT
35	Haun, Tim	7	399:25	5	1	0	0	0	13	1.95	0	0	0	0	180	.933
33	Boucher, Nick	6	322:46	3	2	1	0	1	14	2.60	0	0	0	0	133	.905
TOTALS		12		8	3	1	0	1	28	2.33	0	0	0	0	313	.918

FORT WAYNE KOMETS MONTHLY STATS
MARCH, 2010

#	PLAYER	POS	GP	G	A	PTS	+/-	PIM	PPG	PPA	SHG	SHA	GWG	FG	OTG	UAG	ENG	SHOG	SHOA	SHO%	SHOTS	SPCT
91	Chaulk, Colin	C	14	7	10	17	+15	15	0	5	1	0	0	2	0	1	2	0	1	.000	30	.233
24	Shafranov, Konstan	LW	12	6	7	13	+10	4	0	3	0	0	4	3	0	0	0	0	1	.000	14	.429
27	Syroczyński, Matt	LW	14	6	7	13	+8	29	4	0	0	1	0	0	0	1	0	0	0	.000	70	.086
71	Drouin, P.C.	LW	14	4	9	13	+13	10	1	3	0	1	1	1	0	2	0	0	0	.000	42	.095
29	OConnor, Sean	RW	14	6	5	11	+5	16	2	2	0	0	0	0	0	1	0	0	1	.000	43	.140
21	Hukalo, David	RW	10	2	7	9	+5	6	0	2	0	0	0	0	0	0	0	0	0	.000	28	.071
79	Schrock, Kaleigh	RW	14	4	4	8	+1	30	0	0	0	0	0	0	0	1	1	0	0	.000	58	.069
14	DeAngelis, Frankie	D	14	1	6	7	+8	8	0	2	0	0	0	0	0	0	0	0	0	.000	28	.036
20	Phillips, Bobby	D	14	1	5	6	+7	4	0	0	0	0	0	0	0	0	0	0	0	.000	11	.091
2	Dupuis, Guy	D	14	4	1	5	+10	10	1	1	1	0	1	0	0	0	0	0	0	.000	39	.103
44	Thomas, Leo	C	10	4	1	5	+5	7	1	0	0	0	1	0	0	1	0	0	0	.000	18	.222
96	Chwedoruk, Justin	F	14	4	0	4	-1	8	1	0	0	0	1	1	0	1	0	0	0	.000	40	.100
19	Rodger, Keith	D	14	0	3	3	+4	15	0	0	0	0	0	0	0	0	0	0	0	.000	21	.000
3	Mironovic, Danko	D	14	1	1	2	+6	12	0	0	1	0	0	0	0	1	0	0	0	.000	9	.111
9	Warner, Brandon	D	11	1	1	2	0	2	0	1	0	0	0	0	0	0	0	0	0	.000	19	.053
17	Woods, Mitch	RW	13	1	1	2	0	42	0	0	0	0	0	0	0	0	0	0	0	.000	11	.091
72	Woodard, Matt	D	3	1	1	2	+2	2	0	0	0	0	0	0	0	0	0	0	0	.000	5	.200
22	Bertram, Kevin	D	14	0	1	1	+6	21	0	0	0	0	0	0	0	0	0	0	0	.000	18	.000
15	MacMillan, Brad	RW	7	0	0	0	+3	25	0	0	0	0	0	0	0	0	0	0	0	.000	11	.000
33	Boucher, Nick	G	7	0	0	0	0	0	0	0	0	0	0	0	0	0	0	0	0	.000	0	.000
35	Haun, Tim	G	8	0	0	0	0	0	0	0	0	0	0	0	0	0	0	0	0	.000	0	.000
TOTALS			GP	G	A	PTS	+/-	PIM	PPG	PPA	SHG	SHA	GWG	FG	OTG	UAG	ENG	SHOG	SHOA	SHO%	SHOTS	SPCT
TOTALS			14	53	70	123	+107	274	10	19	3	1	9	7	0	9	3	0	3	.000	515	.103

#	GOALIE	GP	MIN	W	L	OTL	SOL	SO	GA	GAA	SHOW	SHO	SHOGA	SHOAA	SAVES	SPCT
35	Haun, Tim	8	421:47	5	2	0	0	1	14	1.99	0	0	0	0	159	.919
33	Boucher, Nick	7	420:43	4	2	0	1	1	16	2.28	0	1	1	3	208	.929
TOTALS		14		9	4	0	1	2	32	2.29	0	1	1	3	367	.920

2009-10 SEASON REVIEW

FORT WAYNE KOMETS MONTHLY STATS

APRIL, 2010

#	PLAYER	POS	GP	G	A	PTS	+/-	PIM	PPG	PPA	SHG	SHA	GWG	FG	OTG	UAG	ENG	SHOG	SHOA	SHO%	SHOTS	SPCT
71	Drouin, P.C.	LW	10	5	10	15	+9	4	1	2	1	0	0	0	0	1	0	0	1	.000	25	.200
44	Thomas, Leo	C	10	5	7	12	+9	4	1	2	0	1	1	1	0	1	0	0	0	.000	28	.179
27	Syroczynski, Matt	LW	10	7	3	10	+2	14	2	2	0	0	1	3	0	0	0	0	0	.000	40	.175
91	Chaulk, Colin	C	10	4	6	10	+2	14	0	2	0	0	2	0	0	1	0	0	1	.000	27	.148
29	OConnor, Sean	RW	10	5	3	8	+7	10	2	1	0	0	1	1	0	0	0	0	1	.000	28	.179
2	Dupuis, Guy	D	10	3	5	8	+6	16	1	3	2	0	0	1	0	1	1	2	2	1.000	33	.091
14	DeAngelis, Frankie	D	10	0	8	8	+6	8	0	2	0	0	0	0	0	0	0	0	0	.000	23	.000
21	Hukalo, David	RW	10	3	4	7	+4	6	0	1	0	0	2	1	0	0	0	0	1	.000	26	.115
9	Warner, Brandon	D	10	2	4	6	+7	0	0	1	0	0	0	1	0	0	0	0	0	.000	13	.154
96	Chwedoruk, Justin	F	10	3	2	5	-2	20	1	0	0	0	0	0	0	0	0	0	0	.000	26	.115
24	Shafranov, Konstan	LW	7	0	5	5	+5	4	0	1	0	0	0	0	0	0	0	0	0	.000	8	.000
88	Hodgman, Justin	F	3	1	2	3	-1	0	1	0	0	0	0	1	0	0	0	0	1	.000	6	.167
79	Schrock, Kaleigh	RW	10	2	0	2	-1	16	0	0	0	0	0	0	0	0	0	0	1	.000	31	.065
20	Phillips, Bobby	D	9	0	2	2	+2	11	0	0	0	1	0	0	0	0	0	0	0	.000	9	.000
3	Mironovic, Danko	D	10	0	1	1	+4	13	0	0	0	0	0	0	0	0	0	0	0	.000	16	.000
19	Rodger, Keith	D	9	0	1	1	-1	2	0	0	0	0	0	0	0	0	0	0	0	.000	9	.000
22	Bertram, Kevin	D	10	0	1	1	-1	12	0	0	0	0	0	0	0	0	0	0	0	.000	6	.000
15	MacMillan, Brad	RW	2	0	0	0	+1	10	0	0	0	0	0	0	0	0	0	0	0	.000	2	.000
17	Woods, Mitch	RW	6	0	0	0	+1	24	0	0	0	0	0	0	0	0	0	0	0	.000	3	.000
33	Boucher, Nick	G	9	0	0	0	0	0	0	0	0	0	0	0	0	0	0	0	0	.000	0	.000
35	Haun, Tim	G	2	0	0	0	0	0	0	0	0	0	0	0	0	0	0	0	0	.000	0	.000

TOTALS	GP	G	A	PTS	+/-	PIM	PPG	PPA	SHG	SHA	GWG	FG	OTG	UAG	ENG	SHOG	SHOA	SHO%	SHOTS	SPCT
TOTALS	10	41	64	105	+59	196	9	17	3	2	8	9	1	5	1	2	8	.250	360	.114

#	GOALIE	GP	MIN	W	L	OTL	SOL	SO	GA	GAA	SHOW	SHO	SHOGA	SHOAA	SAVES	SPCT
33	Boucher, Nick	9	505:00	6	1	0	1	1	21	2.50	0	1	2	5	257	.924
35	Haun, Tim	2	105:00	2	0	0	0	0	2	1.14	1	1	0	3	44	.957
	TOTALS	10		8	1	0	1	1	24	2.40	1	2	2	8	301	.926

2009-10 SEASON REVIEW

FORT WAYNE KOMETS GAME SUMMARIES, 2009-10 REGULAR SEASON FINAL

DATE	OPPONENT	RESULT	RECORD	SCORE	GWG	GOALTENDER	OPPOSING GOALTENDER	ATTEND
Oct 16	at Dayton	W	1-0-0-0	4-3*	Leo Thomas	Nick Boucher (3GA, 39 SV)	Ryan Mior (4GA, 27 SV)	2,789
Oct 17	at Port Huron	L	1-1-0-0	4-5		Nick Boucher (5GA, 27 SV)	Larry Sterling (4GA, 22 SV)	1,949
Oct 23	Bloomington	W	2-1-0-0	2-1	Kaleigh Schrock	Nick Boucher (1GA, 35 SV)	Paulo Colaiacovo (2GA, 34 SV)	10,511
Oct 24	at Quad City	W	3-1-0-0	3-1	Matt Syroczyński	Tim Haun (1GA, 28 SV)	Sebastien Laplante (3GA, 31 SV)	7,766
Oct 30	at Bloomington	L	3-2-0-0	4-5		Tim Haun (5GA, 23 SV)	Paulo Colaiacovo (4GA, 27 SV)	2,204
Oct 31	Muskegon	W	4-2-0-0	3-1	P.C. Drouin	Nick Boucher (1GA, 26 SV)	Sebastien Centomo (3GA, 35 SV)	6,892
Nov 06	at Flint	W	5-2-0-0	4-3**	Konstantin Shafranov	Tim Haun (3GA, 26 SV)	Jean-Francois Labbe (3GA, 34 SV)	2,229
Nov 13	Quad City	W	6-2-0-0	2-1	Guy Dupuis	Tim Haun (1GA, 16 SV)	Kyle Jones (2GA, 34 SV)	7,789
Nov 14	Dayton	W	7-2-0-0	2-1*	P.C. Drouin	Tim Haun (1GA, 26 SV)	Ryan Mior (2GA, 28 SV)	9,671
Nov 15	at Muskegon	L	7-3-0-0	1-2		Tim Haun (2GA, 14 SV)	Sebastien Centomo (1GA, 20 SV)	2,783
Nov 20	Muskegon	L	7-4-0-0	2-3		Tim Haun (3GA, 22 SV)	Sebastien Centomo (2GA, 24 SV)	8,176
Nov 21	at Bloomington	W	8-4-0-0	3-1	Leo Thomas	Tim Haun (1GA, 35 SV)	Andrew Martin (2GA, 24 SV)	2,624
Nov 22	at Quad City	W	9-4-0-0	4-3**	P.C. Drouin	Tim Haun (3GA, 30 SV)	Sebastien Laplante (3GA, 35 SV)	2,586
Nov 26	Flint	W	10-4-0-0	5-4	Sean OConnor	Tim Haun (4GA, 23 SV)	Jean-Francois Labbe (5GA, 24 SV)	8,243
Nov 27	at Muskegon	L	10-5-0-0	1-3		Tim Haun (3GA, 16 SV)	Matt Lundin (1GA, 34 SV)	2,615
Nov 28	Port Huron	W	11-5-0-0	4-2	Sean OConnor	Tim Haun (2GA, 24 SV)	Adam Russo (4GA, 31 SV)	7,283
Dec 04	Quad City	SOL	11-5-0-1	2-3**		Tim Haun (2GA, 26 SV)	Kyle Jones (2GA, 31 SV)	7,224
Dec 05	at Dayton	L	11-6-0-1	0-3		Tim Haun (3GA, 28 SV)	Derek MacIntyre (0GA, 34 SV)	1,591
Dec 06	Flint	W	12-6-0-1	3-2*	Leo Thomas	Tim Haun (2GA, 33 SV)	Rob Nolan (3GA, 34 SV)	6,411
Dec 09	Port Huron	L	12-7-0-1	2-4		Tim Haun (4GA, 19 SV)	Larry Sterling (2GA, 40 SV)	5,453
Dec 12	at Port Huron	L	12-8-0-1	0-2		Tim Haun (2GA, 23 SV)	Larry Sterling (0GA, 23 SV)	1,586
Dec 18	Quad City	W	13-8-0-1	3-2*	David Hukalo	Nick Boucher (2GA, 27 SV)	Jerad Kaufmann (3GA, 34 SV)	8,465
Dec 19	at Quad City	W	14-8-0-1	3-1	Leo Thomas	Nick Boucher (1GA, 21 SV)	Jerad Kaufmann (2GA, 30 SV)	3,803
Dec 20	at Bloomington	L	14-9-0-1	5-6		Nick Boucher (6GA, 32 SV)	Andrew Martin (5GA, 30 SV)	1,767
Dec 26	at Muskegon	W	15-9-0-1	7-2	Colin Chaulk	Nick Boucher (2GA, 26 SV)	Sebastien Centomo (4GA, 9 SV)	3,875
Dec 27	at Flint	L	15-10-0-1	1-4		Nick Boucher (4GA, 26 SV)	Rob Nolan (1GA, 35 SV)	1,569
Dec 29	Dayton	L	15-11-0-1	4-6		Nick Boucher (5GA, 14 SV)	Derek MacIntyre (4GA, 32 SV)	7,903
Dec 30	at Dayton	W	16-11-0-1	3-2	Frankie DeAngelis	Nick Boucher (2GA, 26 SV)	Derek MacIntyre (3GA, 40 SV)	2,117
Dec 31	Bloomington	W	17-11-0-1	5-1	David Hukalo	Tim Haun (1GA, 24 SV)	Andrew Martin (5GA, 36 SV)	10,454
Jan 02	at Flint	SOL	17-11-0-2	2-3**		Tim Haun (2GA, 27 SV)	Rob Nolan (2GA, 30 SV)	1,935
Jan 08	Bloomington	W	18-11-0-2	3-2**	Colin Chaulk	Tim Haun (1GA, 16 SV)	Paulo Colaiacovo (2GA, 35 SV)	7,632
Jan 09	Muskegon	W	19-11-0-2	4-2	Konstantin Shafranov	Tim Haun (2GA, 41 SV)	Sebastien Centomo (3GA, 24 SV)	8,222
Jan 10	at Dayton	W	20-11-0-2	3-0	Brad MacMillan	Tim Haun (0GA, 30 SV)	Derek MacIntyre (3GA, 24 SV)	917
Jan 15	Flint	W	21-11-0-2	3-0	Matt Syroczyński	Tim Haun (0GA, 38 SV)	Rob Nolan (3GA, 32 SV)	7,741
Jan 16	at Bloomington	W	22-11-0-2	6-2	P.C. Drouin	Nick Boucher (2GA, 41 SV)	Sebastian Dahm (6GA, 26 SV)	3,037
Jan 17	Quad City	W	23-11-0-2	5-3	Colin Chaulk	Tim Haun (3GA, 34 SV)	Jerad Kaufmann (4GA, 37 SV)	8,437
Jan 22	at Muskegon	L	23-12-0-2	0-1		Nick Boucher (1GA, 35 SV)	Sebastien Centomo (0GA, 30 SV)	2,656
Jan 26	at Port Huron	L	23-13-0-2	1-6		Tim Haun (5GA, 15 SV)	Larry Sterling (0GA, 7 SV)	1,150
Jan 29	Quad City	W	24-13-0-2	4-1	P.C. Drouin	Nick Boucher (1GA, 33 SV)	Jerad Kaufmann (3GA, 34 SV)	9,359
Jan 31	at Port Huron	W	25-13-0-2	4-2	Kaleigh Schrock	Nick Boucher (2GA, 37 SV)	Adam Russo (4GA, 30 SV)	1,657
Feb 03	Dayton	L	25-14-0-2	1-2		Nick Boucher (2GA, 26 SV)	Derek MacIntyre (1GA, 40 SV)	5,258
Feb 05	Port Huron	W	26-14-0-2	9-1	Frankie DeAngelis	Tim Haun (1GA, 33 SV)	Larry Sterling (7GA, 21 SV)	10,480
Feb 06	at Quad City	L	26-15-0-2	1-3		Tim Haun (2GA, 18 SV)	Kyle Jones (1GA, 38 SV)	4,544
Feb 10	Bloomington	W	27-15-0-2	6-2	Matt Syroczyński	Tim Haun (2GA, 20 SV)	Sebastian Dahm (6GA, 39 SV)	5,531
Feb 13	at Quad City	W	28-15-0-2	5-0	Frankie DeAngelis	Nick Boucher (0GA, 19 SV)	Kyle Jones (5GA, 39 SV)	4,649
Feb 14	at Bloomington	W	29-15-0-2	5-2	Colin Chaulk	Tim Haun (2GA, 35 SV)	Kevin Armstrong (5GA, 35 SV)	3,374
Feb 17	Bloomington	OTL	29-15-1-2	3-4*		Nick Boucher (4GA, 28 SV)	Sebastian Dahm (3GA, 42 SV)	5,584
Feb 19	Port Huron	L	29-16-1-2	1-4		Nick Boucher (2GA, 10 SV)	Adam Russo (1GA, 34 SV)	9,057
Feb 20	at Dayton	W	30-16-1-2	3-2	Colin Chaulk	Tim Haun (2GA, 33 SV)	Ryan Mior (3GA, 25 SV)	1,849
Feb 24	at Quad City	W	31-16-1-2	4-1	Sean OConnor	Nick Boucher (1GA, 26 SV)	Jerad Kaufmann (4GA, 32 SV)	3,304
Feb 26	at Dayton	W	32-16-1-2	4-2	Colin Chaulk	Tim Haun (2GA, 31 SV)	Derek MacIntyre (3GA, 34 SV)	897
Feb 27	Flint	W	33-16-1-2	6-5	Kaleigh Schrock	Nick Boucher (5GA, 24 SV)	Rob Nolan (2GA, 8 SV)	10,480
Mar 03	Dayton	W	34-16-1-2	4-2	Konstantin Shafranov	Tim Haun (2GA, 27 SV)	Derek MacIntyre (3GA, 30 SV)	5,748
Mar 05	at Bloomington	W	35-16-1-2	4-1	Guy Dupuis	Nick Boucher (1GA, 26 SV)	Sebastian Dahm (4GA, 24 SV)	2,942
Mar 06	at Flint	L	35-17-1-2	1-3		Tim Haun (2GA, 24 SV)	Rob Nolan (1GA, 29 SV)	2,164
Mar 07	Flint	L	35-18-1-2	2-3		Nick Boucher (3GA, 27 SV)	Sergei Zvyagin (2GA, 54 SV)	7,044
Mar 10	Bloomington	W	36-18-1-2	5-0	Konstantin Shafranov	Tim Haun (0GA, 25 SV)	Kevin Armstrong (5GA, 41 SV)	5,813
Mar 12	Muskegon	W	37-18-1-2	5-2	Konstantin Shafranov	Tim Haun (2GA, 24 SV)	Sebastien Centomo (5GA, 22 SV)	8,375
Mar 13	Port Huron	W	38-18-1-2	5-1	P.C. Drouin	Tim Haun (1GA, 20 SV)	Larry Sterling (5GA, 31 SV)	8,010
Mar 17	at Port Huron	W	39-18-1-2	4-3	Leo Thomas	Nick Boucher (3GA, 30 SV)	Adam Russo (4GA, 25 SV)	1,172
Mar 19	Quad City	W	40-18-1-2	5-3	Justin Chwedoruk	Tim Haun (3GA, 20 SV)	Kyle Jones (4GA, 33 SV)	9,290
Mar 20	Muskegon	L	40-19-1-2	3-4		Tim Haun (4GA, 19 SV)	Sebastien Centomo (3GA, 31 SV)	8,102
Mar 21	at Dayton	W	41-19-1-2	5-0	Konstantin Shafranov	Nick Boucher (0GA, 44 SV)	Derek MacIntyre (4GA, 31 SV)	1,350
Mar 26	at Muskegon	L	41-20-1-2	1-4		Nick Boucher (4GA, 33 SV)	Sebastien Centomo (1GA, 36 SV)	2,957
Mar 27	at Dayton	W	42-20-1-2	5-1	Matt Syroczyński	Nick Boucher (1GA, 27 SV)	Derek MacIntyre (5GA, 28 SV)	1,215
Mar 28	at Flint	SOL	42-20-1-3	4-5**		Nick Boucher (4GA, 21 SV)	Sergei Zvyagin (4GA, 47 SV)	2,410
Apr 01	Dayton	W	43-20-1-3	6-2	David Hukalo	Nick Boucher (2GA, 29 SV)	Derek MacIntyre (6GA, 28 SV)	6,967
Apr 02	at Flint	L	43-21-1-3	1-3		Nick Boucher (3GA, 45 SV)	Rob Nolan (1GA, 35 SV)	1,630
Apr 03	Port Huron	W	44-21-1-3	4-3	Sean OConnor	Nick Boucher (3GA, 26 SV)	Adam Russo (4GA, 24 SV)	7,033
Apr 07	Muskegon	W	45-21-1-3	3-0	David Hukalo	Nick Boucher (0GA, 27 SV)	Sebastien Centomo (1GA, 11 SV)	6,009
Apr 09	Dayton	W	46-21-1-3	7-4	Colin Chaulk	Nick Boucher (4GA, 25 SV)	Derek MacIntyre (7GA, 34 SV)	7,747
Apr 10	at Dayton	W	47-21-1-3	5-2	Leo Thomas	Nick Boucher (2GA, 32 SV)	Derek MacIntyre (5GA, 25 SV)	1,368
Apr 11	Quad City	W	48-21-1-3	8-4	Matt Syroczyński	Nick Boucher (4GA, 33 SV)	Jerad Kaufmann (5GA, 8 SV)	6,118
Apr 16	at Quad City	SOL	48-21-1-4	3-4**		Nick Boucher (3GA, 27 SV)	Jerad Kaufmann (3GA, 30 SV)	5,635
Apr 17	Quad City	W	49-21-1-4	2-1**	Guy Dupuis	Tim Haun (1GA, 29 SV)	Kyle Jones (1GA, 47 SV)	8,380
Apr 18	Flint	W	50-21-1-4	2-1	Colin Chaulk	Tim Haun (1GA, 15 SV)	Rob Nolan (2GA, 35 SV)	10,480

* OT game ** SO game

2009-10 SEASON REVIEW

IHL 2010 PLAYOFFS

—FINAL—

Series 'A' (FIRST ROUND)	Muskegon vs. Flint		
			GWG
Fri, Apr 23, 2010	Flint 1 at Muskegon 2	2045	John DiPace
Sat, Apr 24, 2010	Flint 4 at Muskegon 6	2549	Jordan Little
Tue, Apr 27, 2010	Muskegon 1 at Flint 4	1260	John Mori
Thu, Apr 29, 2010	Muskegon 5 at Flint 2	1592	David Rohlfs
Sat, May 01, 2010	Flint 5 at Muskegon 2	2796	Bryan Smolinski
Tue, May 04, 2010	Muskegon 2 at Flint 5	1720	Tyler Howells
Wed, May 05, 2010	Flint 5 at Muskegon 2	2220	John Ronan
		14182	

(Flint wins series 4 to 3)

Series 'B' (FIRST ROUND)	Fort Wayne vs. Port Huron		
			GWG
Thu, Apr 22, 2010	Port Huron 2 at Fort Wayne 4	5412	Sean OConnor
Sat, Apr 24, 2010	Fort Wayne 2 at Port Huron 3 (OT)	1523	Mickael Bedard
Sun, Apr 25, 2010	Port Huron 4 at Fort Wayne 3	6591	Brandon Naurato
Wed, Apr 28, 2010	Fort Wayne 2 at Port Huron 4	1230	Mike Kinnie
Fri, Apr 30, 2010	Port Huron 2 at Fort Wayne 7	7091	Colin Chauk
Sat, May 01, 2010	Fort Wayne 4 at Port Huron 3	1729	Leo Thomas
Mon, May 03, 2010	Port Huron 0 at Fort Wayne 4	7454	Guy Dupuis
		31030	

(Fort Wayne wins series 4 to 3)

Series 'C' (FINAL)	Fort Wayne vs. Flint		
			GWG
Sat, May 08, 2010	Flint 2 at Fort Wayne 3	8089	Guy Dupuis
Mon, May 10, 2010	Flint 1 at Fort Wayne 2	6509	P.C. Drouin
Wed, May 12, 2010	Fort Wayne 6 at Flint 7 (OT)	2421	Jamie Schaafsma
Fri, May 14, 2010	Fort Wayne 6 at Flint 2	4065	Colin Chauk
Sat, May 15, 2010	Flint 2 at Fort Wayne 3	10480	P.C. Drouin
		31564	

(Fort Wayne wins series 4 to 1)

— ATTENDANCE —

TEAM	YESTERDAY	TOTAL	OPENINGS	AVERAGE
Fort Wayne		51,626	7	7,375
Muskegon		9,610	4	2,402
Flint		11,058	5	2,211
Port Huron		4,482	3	1,494
TOTAL		76,776	19	4,040

2009-10 SEASON REVIEW

FORT WAYNE KOMETS 2010 PLAYOFFS TEAMSTATS —FINAL—

#	PLAYER	POS	GP	G	A	PTS	+/-	PIM	PPG	PPA	SHG	SHA	GWG	FG	OTG	UAG	ENG	SHOTS	SPCT
71	Drouin, P.C.	LW	12	5	13	18	+9	16	2	6	0	0	2	0	0	0	0	38	.132
27	Syroczynski, Matt	LW	12	11	5	16	+3	8	6	3	0	0	0	3	0	0	0	50	.220
88	Hodgman, Justin	C	10	4	12	16	+6	8	1	7	0	0	0	2	0	0	0	33	.121
44	Thomas, Leo	C	12	5	6	11	+7	10	0	1	0	0	1	1	0	0	1	43	.116
91	Chaulk, Colin	C	12	4	7	11	+3	22	2	4	0	0	2	0	0	0	0	31	.129
2	Dupuis, Guy	D	12	3	8	11	+1	10	3	5	0	0	2	1	0	0	0	30	.100
29	OConnor, Sean	RW	12	5	4	9	+5	6	1	0	0	0	1	1	0	0	0	33	.152
96	Chwedoruk, Justin	F	12	5	2	7	+2	16	0	0	0	0	0	0	0	1	0	35	.143
21	Hukalo, David	RW	12	1	5	6	+4	8	0	1	0	0	0	0	0	0	0	27	.037
9	Warner, Brandon	D	12	0	6	6	+9	8	0	2	0	0	0	0	0	0	0	14	.000
79	Schrock, Kaleigh	RW	12	2	2	4	+1	10	0	0	0	0	0	0	0	0	0	33	.061
22	Bertram, Kevin	D	12	1	2	3	0	18	0	0	0	0	0	0	0	0	0	10	.100
3	Mironovic, Danko	D	12	0	3	3	+4	14	0	0	0	0	0	0	0	0	0	3	.000
14	DeAngelis, Frankie	D	12	0	3	3	+7	6	0	0	0	0	0	0	0	0	0	20	.000
20	Phillips, Bobby	D	12	0	1	1	+2	2	0	0	0	0	0	0	0	0	0	8	.000
17	Woods, Mitch	RW	10	0	1	1	0	6	0	0	0	0	0	0	0	0	0	1	.000
33	Boucher, Nick	G	9	0	1	1	0	2	0	0	0	0	0	0	0	0	0	0	.000
15	MacMillan, Brad	RW	7	0	0	0	-3	33	0	0	0	0	0	0	0	0	0	2	.000
19	Rodger, Keith	D	7	0	0	0	+2	4	0	0	0	0	0	0	0	0	0	3	.000
35	Haun, Tim	G	3	0	0	0	0	2	0	0	0	0	0	0	0	0	0	0	.000
TOTALS			GP	G	A	PTS	+/-	PIM	PPG	PPA	SHG	SHA	GWG	FG	OTG	UAG	ENG	SHOTS	SPCT
			12	46	81	127	+62	209	15	29	0	0	8	8	0	1	1	414	.111

#	GOALIE	GP	MIN	W	L	SO	GA	GAA	SAVES	SPCT
33	Boucher, Nick	9	550:34	6	3	1	24	2.62	259	.915
35	Haun, Tim	3	178:46	2	1	0	8	2.69	82	.911
TOTALS		12		8	4	1	32	2.67	341	.914

FORT WAYNE KOMETS 2010 PLAYOFFS GAME-BY-GAME SUMMARIES, FINAL

DATE	OPPONENT	RESULT	RECORD	SCORE	GWG	GOALTENDER	OPPOSING GOALTENDER	ATTEND
Apr 22	Port Huron	W	1-0	4-2	Sean OConnor	Tim Haun (2GA, 25 SV)	Larry Sterling (4GA, 30 SV)	5,412
Apr 24	at Port Huron	L	1-1	2-3*		Nick Boucher (3GA, 35 SV)	Larry Sterling (2GA, 33 SV)	1,523
Apr 25	Port Huron	L	1-2	3-4		Tim Haun (4GA, 24 SV)	Larry Sterling (3GA, 33 SV)	6,591
Apr 28	at Port Huron	L	1-3	2-4		Nick Boucher (4GA, 25 SV)	Raffaele Dorso (2GA, 26 SV)	1,230
Apr 30	Port Huron	W	2-3	7-2	Colin Chaulk	Nick Boucher (2GA, 32 SV)	Raffaele Dorso (7GA, 32 SV)	7,091
May 01	at Port Huron	W	3-3	4-3	Leo Thomas	Nick Boucher (3GA, 31 SV)	Raffaele Dorso (3GA, 13 SV)	1,729
May 03	Port Huron	W	4-3	4-0	Guy Dupuis	Nick Boucher (0GA, 33 SV)	Raffaele Dorso (4GA, 20 SV)	7,454
May 08	Flint	W	5-3	3-2	Guy Dupuis	Nick Boucher (2GA, 22 SV)	Rob Nolan (3GA, 28 SV)	8,089
May 10	Flint	W	6-3	2-1	P.C. Drouin	Nick Boucher (1GA, 31 SV)	Rob Nolan (2GA, 34 SV)	6,509
May 12	at Flint	L	6-4	6-7*		Nick Boucher (7GA, 31 SV)	Rob Nolan (6GA, 33 SV)	2,421
May 14	at Flint	W	7-4	6-2	Colin Chaulk	Tim Haun (2GA, 33 SV)	Rob Nolan (5GA, 26 SV)	4,065
May 15	Flint	W	8-4	3-2	P.C. Drouin	Nick Boucher (2GA, 19 SV)	Rob Nolan (3GA, 39 SV)	10,480

* OT game

2009-10 SEASON REVIEW

FORT WAYNE KOMETS 2010 HOME PLAYOFFS TEAMSTATS FINAL

#	PLAYER	POS	GP	G	A	PTS	+/-	PIM	PPG	PPA	SHG	SHA	GWG	FG	OTG	UAG	ENG	SHOTS	SPCT
88	Hodgman, Justin	C	6	3	8	11	+2	2	1	6	0	0	0	2	0	0	0	18	.167
2	Dupuis, Guy	D	7	3	5	8	+2	6	3	4	0	0	2	1	0	0	0	20	.150
71	Drouin, P.C.	LW	7	3	5	8	+6	10	1	3	0	0	2	0	0	0	0	19	.158
27	Syroczyński, Matt	LW	7	6	1	7	+1	0	3	1	0	0	0	2	0	0	0	30	.200
44	Thomas, Leo	C	7	1	5	6	+6	10	0	0	0	0	0	0	0	0	0	21	.048
29	OConnor, Sean	RW	7	3	2	5	+4	4	0	0	0	0	1	0	0	0	0	20	.150
21	Hukalo, David	RW	7	1	4	5	+3	6	0	1	0	0	0	0	0	0	0	15	.067
91	Chaulk, Colin	C	7	1	4	5	+1	12	1	2	0	0	1	0	0	0	0	19	.053
96	Chwedoruk, Justin	F	7	3	1	4	+2	8	0	0	0	0	0	0	0	1	0	20	.150
79	Schrock, Kaleigh	RW	7	2	1	3	+3	10	0	0	0	0	0	0	0	0	0	22	.091
9	Warner, Brandon	D	7	0	3	3	+6	6	0	0	0	0	0	0	0	0	0	7	.000
3	Mironovic, Danko	D	7	0	2	2	+2	12	0	0	0	0	0	0	0	0	0	2	.000
14	DeAngelis, Frankie	D	7	0	2	2	+5	4	0	0	0	0	0	0	0	0	0	14	.000
17	Woods, Mitch	RW	5	0	1	1	+2	6	0	0	0	0	0	0	0	0	0	1	.000
20	Phillips, Bobby	D	7	0	1	1	+3	2	0	0	0	0	0	0	0	0	0	6	.000
22	Bertram, Kevin	D	7	0	1	1	0	8	0	0	0	0	0	0	0	0	0	4	.000
33	Boucher, Nick	G	5	0	1	1	0	0	0	0	0	0	0	0	0	0	0	0	.000
15	MacMillan, Brad	RW	4	0	0	0	-2	26	0	0	0	0	0	0	0	0	0	1	.000
19	Rodger, Keith	D	5	0	0	0	0	2	0	0	0	0	0	0	0	0	0	3	.000
35	Haun, Tim	G	2	0	0	0	0	2	0	0	0	0	0	0	0	0	0	0	.000
TOTALS			7	26	47	73	+46	136	9	17	0	0	6	5	0	1	0	242	.107

#	GOALIE	GP	MIN	W	L	SO	GA	GAA	SAVES	SPCT
33	Boucher, Nick	5	300:00	5	0	1	7	1.40	137	.951
35	Haun, Tim	2	118:46	1	1	0	6	3.03	49	.891
TOTALS		7		6	1	1	13	1.86	186	.935

- POWER PLAYS -				- GOALS BY PERIOD -					- SHOTS BY PERIOD -				
G	ADV	SH	PCT	1ST	2ND	3RD	OT	TOT	1ST	2ND	3RD	OT	TOT
9	31	0	0.290	7	9	10	0	26	75	84	83	0	242

FORT WAYNE KOMETS 2010 ROAD PLAYOFFS TEAMSTATS FINAL

#	PLAYER	POS	GP	G	A	PTS	+/-	PIM	PPG	PPA	SHG	SHA	GWG	FG	OTG	UAG	ENG	SHOTS	SPCT
71	Drouin, P.C.	LW	5	2	8	10	+3	6	1	3	0	0	0	0	0	0	0	19	.105
27	Syroczyński, Matt	LW	5	5	4	9	+2	8	3	2	0	0	0	1	0	0	0	20	.250
91	Chaulk, Colin	C	5	3	3	6	+2	10	1	2	0	0	1	0	0	0	0	12	.250
44	Thomas, Leo	C	5	4	1	5	+1	0	0	1	0	0	1	1	0	0	1	22	.182
88	Hodgman, Justin	C	4	1	4	5	+4	6	0	1	0	0	0	0	0	0	0	15	.067
29	OConnor, Sean	RW	5	2	2	4	+1	2	1	0	0	0	0	1	0	0	0	13	.154
96	Chwedoruk, Justin	F	5	2	1	3	0	8	0	0	0	0	0	0	0	0	0	15	.133
2	Dupuis, Guy	D	5	0	3	3	-1	4	0	1	0	0	0	0	0	0	0	10	.000
9	Warner, Brandon	D	5	0	3	3	+3	2	0	2	0	0	0	0	0	0	0	7	.000
22	Bertram, Kevin	D	5	1	1	2	0	10	0	0	0	0	0	0	0	0	0	6	.167
3	Mironovic, Danko	D	5	0	1	1	+2	2	0	0	0	0	0	0	0	0	0	1	.000
14	DeAngelis, Frankie	D	5	0	1	1	+2	2	0	0	0	0	0	0	0	0	0	6	.000
21	Hukalo, David	RW	5	0	1	1	+1	2	0	0	0	0	0	0	0	0	0	12	.000
79	Schrock, Kaleigh	RW	5	0	1	1	-2	0	0	0	0	0	0	0	0	0	0	11	.000
15	MacMillan, Brad	RW	3	0	0	0	-1	7	0	0	0	0	0	0	0	0	0	1	.000
17	Woods, Mitch	RW	5	0	0	0	-2	0	0	0	0	0	0	0	0	0	0	0	.000
19	Rodger, Keith	D	2	0	0	0	+2	2	0	0	0	0	0	0	0	0	0	0	.000
20	Phillips, Bobby	D	5	0	0	0	-1	0	0	0	0	0	0	0	0	0	0	2	.000
33	Boucher, Nick	G	4	0	0	0	0	2	0	0	0	0	0	0	0	0	0	0	.000
35	Haun, Tim	G	5	0	0	0	0	0	0	0	0	0	0	0	0	0	0	0	.000
TOTALS			5	20	34	54	+16	73	6	12	0	0	2	3	0	0	1	172	.116

#	GOALIE	GP	MIN	W	L	SO	GA	GAA	SAVES	SPCT
35	Haun, Tim	1	60:00	1	0	0	2	2.00	33	.943
33	Boucher, Nick	4	250:34	1	3	0	17	4.07	122	.878
TOTALS		5		2	3	0	19	3.80	155	.891

- POWER PLAYS -				- GOALS BY PERIOD -					- SHOTS BY PERIOD -				
G	ADV	SH	PCT	1ST	2ND	3RD	OT	TOT	1ST	2ND	3RD	OT	TOT
6	22	0	0.273	8	4	8	0	20	57	57	54	4	172

2009-10 SEASON REVIEW

Fort Wayne Komets 2009-10 IHL season notes

- After winning their first ever back-to-back championships last season, the Komets won their third straight league title for the first time in the 58-year history of the Fort Wayne franchise.
- The 2010 championship is the seventh Turner Cup crown and eighth overall playoff championship in the history of the Komets.
- The Komets reached the 100-point plateau for the 15th time.
- The Komets reached 100 points for the fourth consecutive season.
- The Komets set a home attendance franchise record for the second straight year with a per-game average of 7,825.
- After setting a new record for most Komet games played last season, Guy Dupuis set new records for a career Komet defenseman completing 2009-10 with 116 regular season goals and 505 regular season points. Dupuis also set Komet career defenseman records of combined regular season and playoff totals of 129 goals and 551 points.
- After becoming the Komets' winningest coach last season, Al Sims became the first Fort Wayne head coach to win three consecutive championships and four straight personally.

2009-10 IHL END OF SEASON AWARDS

David Franke	IHL General Manager of the Year
Bob Chase	IHL Broadcaster of the Year
Tim Haun	IHL Goaltender of the Year
Colin Chaulk	IHL Outstanding Defensive Forward of the Year
Matt Syroczyński	2010 IHL Playoffs MVP

IHL Turner Cup Champions (third consecutive season)

Komets 2009-10 End-of-Season Team Player Awards

(see next page)

2009-10 SEASON REVIEW

KOMETS 2009-10 END-OF-SEASON TEAM PLAYER AWARDS

Sunday night, April 18, the Komets announced their annual End-of-Season Player Awards following the Komets' 2-1 win over the Flint Generals at the Memorial Coliseum. The awards were presented as follows:

1st award: Bud Gallmeier Memorial Trophy/Community Service Award

Selected for community service and dedication to the game of hockey in memory of long-time Komet beat writer Bud Gallmeier. Co-Winners: JUSTIN CHWEDORUK AND TIM HAUN

2nd award: Wiegmann Family "True Komet" Award

This award exemplifies team spirit and positive attitude on and off the ice. Winner: GUY DUPUIS

3rd award: NOB Brick Award

This award goes to the Stonewall Defensive Forward of the season for the Komets.

Winner: COLIN CHAULK

4th award: Cummings Training and Consulting Plus/Minus Award

For the player on the team with the best plus/minus figure.

Winner: COLIN CHAULK

5th award: Mr. Hustle Award

This award honors the memory of Cliff and Jean Fell, Jim and William Fell, and Pat Curtis, long-time Komet fans. The Komets "Mr. Hustle" award takes into account a player's personal statistics (goals, assists, on-ice hits at home) and a player's overall up-tempo style of game. Winner: KALEIGH SCHROCK

6th award: Unsung Hero Award

This is the "5/30" award in tribute to Robbie Irons and Terry Pembroke, two longtime Komet players and members of the Komet Hall of Fame. This award is given to the player who's hard work, dedication to his teammates and love of the game is in the true spirit of Komet legends Robbie Irons and Terry Pembroke.

Co-Winners: BRAD MACMILLAN AND LEO THOMAS

7th award: Komet Kwarters Most Improved Player Award

Winner: FRANKIE DEANGELIS

8th award: Komet Defenseman Of The Year

Winner: GUY DUPUIS (8th time, 5th straight year. Has also won 94-95, 96-97, 97-98, 2005-06, 2006-07, 2007-08, 2008-09)

9th award: Komet Rookie Of The Year

KALEIGH SCHROCK

10th award: Most Valuable Player

This award is known as the Foss Folk Memorial Trophy. The award continues to be sponsored by the Foss Folk family and is voted on by the Komet players themselves. Winner: COLIN CHAULK

ALL TIME RECORDS 1952-2010

Fort Wayne Komets Hockey Club All Time Regular Season Records 1952-53 thru 2009-10, 58 seasons

International Hockey League seasons: 1952-53 thru 1998-99, 2007-08 thru 2009-10, 50 seasons

United Hockey League seasons: 1999-2000 thru 2006-07, 8 seasons

KOMETES SEASON RECORDS

Season	GP	W	L	OTL	T	Pts	Pct	GF	GA	Standings	Playoffs	Average Home Attend
1952-53	60	20	38		2	42	.350	182	244	5 of 6	DNQ	
1953-54	64	29	30		5	63	.492	203	220	6 of 9	Lost quarterfinals	
1954-55	60	22	37		1	45	.375	181	235	6 of 6	DNQ	
1955-56	60	29	29		2	60	.500	272	219	3 of 6	Lost semifinals	
1956-57	60	25	29		6	56	.467	170	177	5 of 6	DNQ	
1957-58	64	28	28		8	64	.500	213	224	2 of 6	Lost semifinals	
1958-59	60	32	27		1	65	.542	236	213	2 of 5	Lost finals	
1959-60	68	50	16		2	102	.750	312	187	1 of 8	Lost finals	
1960-61	69	31	35		3	65	.471	304	265	5 of 8	Lost round robin first round series	
1961-62	68	33	31		4	70	.515	265	245	5 of 7	DNQ	
1962-63	70	35	30		5	75	.536	283	255	1 of 7	Won Turner Cup Championship	
1963-64	70	41	28		1	83	.593	322	264	2 of 7	Lost finals	
1964-65	70	40	25		5	85	.607	344	240	2 of 6	Won Turner Cup Championship	
1965-66	70	38	26		6	82	.586	312	259	2 of 6	Lost semifinals	
1966-67	72	40	31		1	81	.563	274	234	2 of 7	Lost finals	
1967-68	72	30	29		13	73	.507	282	272	4 of 7	Lost semifinals	
1968-69	72	24	33		15	63	.438	235	262	5 of 7	Lost semifinals	
1969-70	72	26	38		8	60	.417	241	266	6 of 8	Lost quarterfinals	
1970-71	72	28	32		12	68	.472	221	233	5 of 7	Lost quarterfinals	
1971-72	72	37	33		2	76	.528	291	244	4 of 8	Lost semifinals	
1972-73	74	48	23		3	99	.669	308	219	1 of 9	Won Turner Cup Championship	
1973-74	76	31	45		0	62	.408	245	305	8 of 9	DNQ	
1974-75	76	26	44		6	58	.382	247	313	9 of 11	DNQ	
1975-76	78	28	36		14	70	.449	289	309	6 of 9	Lost semifinals	
1976-77	78	32	36		10	74	.474	301	311	6 of 9	Lost semifinals	4098
1977-78	80	40	23		17	97	.606	305	287	1 of 9	Lost semifinals	4773
1978-79	80	45	29		6	96	.600	386	327	2 of 9	Lost semifinals	4945
1979-80	80	40	27		13	93	.581	343	311	3 of 10	Lost finals	4295
1980-81	82	37	30		15	89	.543	337	303	3 of 8	Lost semifinals	3826
1981-82	82	35	36	5	6	81	.494	368	375	4 of 7	Lost semifinals	3069
1982-83	82	45	24	2	11	103	.628	377	344	2 of 8	Lost semifinals	3767
1983-84	82	52	22	1	7	112	.683	371	273	1 of 7	Lost semifinals	3772
1984-85	82	37	29	5	11	90	.549	339	327	4 of 9	Lost semifinals	3399
1985-86	82	52	22	8	0	112	.683	350	266	1 of 10	Lost finals	4179
1986-87	82	48	26	8	0	104	.630	343	284	1 of 9	Lost semifinals	3908
1987-88	82	48	30	4		100	.610	343	310	2 of 9	Lost quarterfinals	3952
1988-89	82	46	30	6		98	.598	293	274	5 of 10	Lost semifinals	3385
1989-90	82	37	34	11		85	.518	316	345	5 of 9	Lost quarterfinals	2978
1990-91	83	43	35	5		91	.548	369	355	5 of 11	Lost finals	4798
1991-92	82	52	22	8		112	.683	340	287	2 of 10	Lost quarterfinals	7320
1992-93	82	49	27	6		104	.634	339	294	4 of 12	Won Turner Cup Championship	7711
1993-94	81	41	29	11		93	.574	347	297	8 of 13	Lost finals	7630
1994-95	81	34	39	8		76	.469	296	324	16 of 17	Lost quarterfinals	7438
1995-96	82	39	35	8		86	.524	276	296	12 of 19	Lost quarterfinals	7332
1996-97	82	28	47	7		63	.384	223	318	19 of 19	DNQ	6811
1997-98	82	47	29	6		100	.610	270	243	8 of 18	Lost quarterfinals	6795
1998-99	82	33	33	16		82	.500	250	280	12 of 16	Lost quarterfinals	6260
1999-00	74	40	27	7		87	.588	281	251	6 of 14	Lost semifinals	5641
2000-01	74	42	26	6		90	.608	261	253	4 of 14	Lost semifinals	5882
2001-02	74	37	24	13		87	.588	227	215	6 of 14	DNQ	6365
2002-03	76	44	21	11		99	.651	249	191	1 of 10	Won Colonial Cup Championship	7221
2003-04	76	53	17	6		112	.737	281	180	1 of 11	Lost semifinals	7777
2004-05	80	51	24	5		107	.669	274	211	2 of 14	Lost finals	7401
2005-06	76	44	26	6		94	.618	258	206	6 of 14	Lost quarterfinals	7421
2006-07	76	51	21	4		106	.697	263	187	1 of 10	Lost semifinals	7588
2007-08	76	56	12	8		120	.789	280	186	1 of 6	Won Turner Cup Championship	7711
2008-09	76	46	18	12		104	.684	288	213	1 of 6	Won Turner Cup Championship	7810
2009-10	76	50	21	5		105	.691	263	183	2 of 7	Won Turner Cup Championship	7825
Totals	4358	2245	1684	208	221	4919	.564	16639	15211			

IHL

UHL

IHL

ALL TIME RECORDS 1952-2010, HOME AND ROAD

Fort Wayne Komets Hockey Club All Time Regular Season Home and Road Records 1952-53 thru 2009-10, 58 seasons
 International Hockey League seasons: 1952-53 thru 1998-99, 2007-08 thru 2009-10, 50 seasons
 United Hockey League seasons: 1999-2000 thru 2006-07, 8 seasons

Season	KOMETS HOME RECORD							KOMETS ROAD RECORD						
	GP	W	L	OTL	T	Pts	Pct	GP	W	L	OTL	T	Pts	Pct
1952-53	31	14	16		1	29	.468	29	6	22		1	13	.224
1953-54	34	20	13		1	41	.603	30	9	17		4	22	.367
1954-55	30	16	13		1	33	.550	30	6	24		0	12	.200
1955-56	30	19	9		2	40	.667	30	10	20		0	20	.333
1956-57	30	18	8		4	40	.667	30	7	21		2	16	.267
1957-58	32	17	10		5	39	.609	32	11	18		3	25	.391
1958-59	30	20	9		1	41	.683	30	12	18		0	24	.400
1959-60	34	28	4		2	58	.853	34	22	12		0	44	.647
1960-61	35	22	11		2	46	.657	34	9	24		1	19	.279
1961-62	34	22	11		1	45	.662	34	11	20		3	25	.368
1962-63	35	23	12		0	46	.657	35	12	18		5	29	.414
1963-64	35	30	4		1	61	.871	35	11	24		0	22	.314
1964-65	35	25	7		3	53	.757	35	15	18		2	32	.457
1965-66	35	27	6		2	56	.800	35	11	20		4	26	.371
1966-67	36	23	12		1	47	.653	36	17	19		0	34	.472
1967-68	36	22	10		4	48	.667	36	8	19		9	25	.347
1968-69	36	21	8		7	49	.681	36	3	25		8	14	.194
1969-70	36	17	13		6	40	.556	36	9	25		2	20	.278
1970-71	36	21	8		7	49	.681	36	7	24		5	19	.264
1971-72	36	24	11		1	49	.681	36	13	22		1	27	.375
1972-73	37	27	9		1	55	.743	37	21	14		2	44	.595
1973-74	38	24	14		0	48	.632	38	7	31		0	14	.184
1974-75	38	16	18		4	36	.474	38	10	26		2	22	.289
1975-76	39	21	12		6	48	.615	39	7	24		8	22	.282
1976-77	39	26	9		4	56	.718	39	6	27		6	18	.231
1977-78	40	21	10		9	51	.638	40	19	13		8	46	.575
1978-79	40	32	7		1	65	.813	40	13	22		5	31	.388
1979-80	40	27	9		4	58	.725	40	13	18		9	35	.438
1980-81	41	23	9		9	55	.671	41	14	21		6	34	.415
1981-82	41	26	10	4	1	57	.646	41	9	26	1	5	24	.293
1982-83	41	31	5	1	4	67	.817	41	14	19	1	7	36	.439
1983-84	41	30	5	0	6	66	.805	41	22	17	1	1	46	.561
1984-85	41	26	8	3	4	59	.720	41	11	21	2	7	31	.378
1985-86	41	30	6	5	0	65	.793	41	22	16	3	0	47	.573
1986-87	41	32	7	2	0	66	.805	41	16	19	6	0	38	.463
1987-88	41	27	12	2		56	.683	41	21	18	2		44	.537
1988-89	41	26	11	4		56	.683	41	20	19	2		42	.512
1989-90	41	26	11	4		56	.683	41	11	23	7		29	.354
1990-91	41	26	13	2		54	.659	42	17	22	3		37	.440
1991-92	41	31	6	4		66	.805	41	21	16	4		46	.561
1992-93	41	26	12	3		55	.671	41	23	15	3		49	.598
1993-94	41	24	12	5		53	.646	40	17	17	6		40	.500
1994-95	41	18	21	2		38	.463	40	16	18	6		38	.475
1995-96	41	22	15	4		48	.585	41	17	20	4		38	.463
1996-97	41	15	22	4		34	.415	41	13	25	3		29	.354
1997-98	41	25	13	3		53	.646	41	22	16	3		47	.573
1998-99	41	23	9	9		55	.671	41	10	24	7		27	.329
1999-00	37	20	13	4		44	.595	37	20	14	3		43	.581
2000-01	37	26	9	2		54	.730	37	16	17	4		36	.486
2001-02	37	20	10	7		47	.635	37	17	14	6		40	.541
2002-03	38	25	7	6		56	.737	38	19	14	5		43	.566
2003-04	38	28	6	4		60	.789	38	25	11	2		52	.684
2004-05	40	27	12	1		55	.688	40	24	12	4		52	.650
2005-06	38	25	12	1		51	.671	38	19	14	5		43	.566
2006-07	38	27	9	2		56	.737	38	24	12	2		50	.658
2007-08	38	32	3	3		67	.882	38	24	9	5		53	.697
2008-09	38	21	9	8		50	.658	38	25	9	4		54	.711
2009-10	38	29	7	2		60	.789	38	21	14	3		45	.592
Totals	2183	1390	587	101	105	2986	.684	2175	855	1097	107	116	1933	.444

ALL TIME RECORDS 1952-2010

Komets Top 4 Winningest Head Coaches:		
1	Al Sims	333
2	Greg Puhalski	271
3	Ken Ullyot	264
4	Robbie Laird	194

KOMETS HEAD COACHING RECORDS

Season	COACH	GP	W	L	OTL	T	Pts	Pct	Standings	Playoffs
1952-53	Alex Wood	60	20	38		2	42	.350	5 of 6	DNQ
1953-54	Jack Timmins	46	17	24		5	39	.424		
	Pat Wilson	18	12	6		0	24	.667	6 of 9	Lost quarterfinals
1954-55	Pat Wilson	60	22	37		1	45	.375	6 of 6	DNQ
1955-56	Doug McCaig	60	29	29		2	60	.500	3 of 6	Lost semifinals
1956-57	Doug McCaig	60	25	29		6	56	.467	5 of 6	DNQ
1957-58	Eddie Olson	64	28	28		8	64	.500	2 of 6	Lost semifinals
1958-59	Ken Ullyot	60	32	27		1	65	.542	2 of 5	Lost finals
1959-60	Ken Ullyot	68	50	16		2	102	.750	1 of 8	Lost finals
1960-61	Ken Ullyot	69	31	35		3	65	.471	5 of 8	Lost round robin first round series
1961-62	Art Stone	68	33	31		4	70	.515	5 of 7	DNQ
1962-63	Ken Ullyot	70	35	30		5	75	.536	1 of 7	Won Turner Cup Championship
1963-64	Ken Ullyot	70	41	28		1	83	.593	2 of 7	Lost finals
1964-65	Eddie Long	70	40	25		5	85	.607	2 of 6	Won Turner Cup Championship
1965-66	Eddie Long	70	38	26		6	82	.586	2 of 6	Lost semifinals
1966-67	Ken Ullyot	72	40	31		1	81	.563	2 of 7	Lost finals
1967-68	Ken Ullyot	72	30	29		13	73	.507	4 of 7	Lost semifinals
1968-69	Len Thornson	72	24	33		15	63	.438	5 of 7	Lost semifinals
1969-70	Moe Bartoli	72	26	38		8	60	.417	6 of 8	Lost quarterfinals
1970-71	Ken Ullyot	13	5	8		0	10	.385		
	Marc Boileau	59	23	24		12	58	.492	5 of 7	Lost quarterfinals
1971-72	Marc Boileau	72	37	33		2	76	.528	4 of 8	Lost semifinals
1972-73	Marc Boileau	74	48	23		3	99	.669	1 of 9	Won Turner Cup Championship
1973-74	Ted Wright	76	31	45		0	62	.408	8 of 9	DNQ
1974-75	Ted Wright	10	2	7		1	5	.200		
	Ralph Keller	66	24	37		5	53	.382	9 of 11	DNQ
1975-76	Ralph Keller	78	28	36		14	70	.449	6 of 9	Lost semifinals
1976-77	Ralph Keller	78	32	36		10	74	.474	6 of 9	Lost semifinals
1977-78	Gregg Pilling	80	40	23		17	97	.606	2 of 9	Lost semifinals
1978-79	Moose Lallo	80	45	29		6	96	.600	2 of 9	Lost semifinals
1979-80	Moose Lallo	80	40	27		13	93	.581	3 of 10	Lost finals
1980-81	Moose Lallo	82	37	30		15	89	.543	3 of 8	Lost semifinals
1981-82	Ron Ullyot	82	35	41	5	6	81	.494	4 of 7	Lost semifinals
1982-83	Ron Ullyot	82	45	26	2	11	103	.628	2 of 8	Lost semifinals
1983-84	Ron Ullyot	82	52	22	1	7	112	.683	1 of 7	Lost semifinals
1984-85	Ron Ullyot	82	37	34	11	5	90	.549	4 of 9	Lost semifinals
1985-86	Rob Laird	82	52	22	8	0	112	.683	1 of 10	Lost finals
1986-87	Rob Laird	82	48	26	8	0	104	.630	1 of 9	Lost semifinals
1987-88	Rob Laird	82	48	30	4		100	.610	2 of 9	Lost quarterfinals
1988-89	Rob Laird	82	46	30	6		98	.598	5 of 10	Lost semifinals
1989-90	Al Sims	82	37	34	11		85	.518	5 of 9	Lost quarterfinals
1990-91	Al Sims	83	43	35	5		91	.548	5 of 11	Lost finals
1991-92	Al Sims	82	52	22	8		112	.683	2 of 10	Lost quarterfinals
1992-93	Al Sims	82	49	27	6		104	.634	4 of 12	Won Turner Cup Championship
1993-94	Bruce Boudreau	81	41	29	11		93	.574	8 of 13	Lost finals
1994-95	Bruce Boudreau	39	15	21	3		33	.423		
	D. Ray/C. Chin	42	19	18	5		43	.512	16 of 17	Lost quarterfinals
1995-96	Dave Farrish	82	39	35	8		86	.524	12 of 19	Lost quarterfinals
1996-97	Dave Farrish	24	6	13	5		17	.354		
	John Torchetti	58	22	34	2		46	.397	19 of 19	DNQ
1997-98	John Torchetti	82	47	29	6		100	.610	8 of 18	Lost quarterfinals
1998-99	Grant Sonier	82	33	33	16		82	.500	12 of 16	Lost quarterfinals
1999-00	Dave Allison	74	40	27	7		87	.588	6 of 14	Lost semifinals
2000-01	Greg Puhalski	74	42	26	6		90	.608	4 of 14	Lost semifinals
2001-02	Greg Puhalski	74	37	24	13		87	.588	6 of 14	DNQ
2002-03	Greg Puhalski	76	44	21	11		99	.651	1 of 10	Won Colonial Cup Championship
2003-04	Greg Puhalski	76	53	17	6		112	.737	1 of 11	Lost semifinals
2004-05	Greg Puhalski	80	51	24	5		107	.669	2 of 14	Lost finals
2005-06	Greg Puhalski	76	44	26	6		94	.618	6 of 14	Lost first round
2006-07	Pat Bingham	76	51	21	4		106	.697	1 of 10	Lost second round
2007-08	Al Sims	76	56	12	8		120	.789	1 of 6	Won Turner Cup Championship
2008-09	Al Sims	76	46	18	12		104	.684	1 of 6	Won Turner Cup Championship
2009-10	Al Sims	76	50	21	5		105	.691	2 of 6	Won Turner Cup Championship

ALL TIME RECORDS 1952-2010

KOMETS OPENING GAME RECORDS

Season Openers

Season	Date	Results	Attendance
1952-53	Sat. 10/25/52	Komets 0 vs Toledo 4 L	5,000
1953-54	Tue. 10/13/53	Komets 2 at Troy 1 W (OT)	4,981
1954-55	Sat. 10/16/54	Komets 7 vs Johnstown 0 W	5,874
1955-56	Sat. 10/15/55	Komets 3 at Grand Rapids 6 L	3,025
1956-57	Sat. 10/13/56	Komets 1 at Huntington 3 L	3,800
1957-58	Sat. 10/26/57	Komets 2 vs Cincinnati 1 W (OT)	5,368
1958-59	Sat. 11/1/58	Komets 6 vs Indianapolis 4 W	4,111
1959-60	Fri. 10/30/59	Komets 3 at Milwaukee 4 L (OT)	2,136
1960-61	Fri. 10/21/60	Komets 4 at Toledo 6 L	2,665
1961-62	Fri. 10/20/61	Komets 3 at Muskegon 5 L	2,741
1962-63	Fri. 11/2/62	Komets 8 at Muskegon 5 W	4,138
1963-64	Sat. 11/2/63	Komets 3 vs Windsor 4 L	8,013
1964-65	Fri. 10/30/64	Komets 12 at Muskegon 1 W	3,259
1965-66	Fri. 10/29/65	Komets 4 at Port Huron 5 L	2,908
1966-67	Sat. 10/22/66	Komets 3 vs Dayton 4 L	8,025
1967-68	Sat. 10/21/67	Komets 7 vs Dayton 2 W	8,057
1968-69	Sat. 10/19/68	Komets 2 vs Port Huron 1 W	7,203
1969-70	Sat. 10/18/69	Komets 3 vs Port Huron 1 W	7,777
1970-71	Sat. 10/17/70	Komets 6 vs Des Moines 3 W	5,656
1971-72	Fri. 10/15/71	Komets 2 at Muskegon 6 L	1,509
1972-73	Sat. 10/14/72	Komets 3 vs Port Huron 4 L (OT)	5,335
1973-74	Fri. 10/19/73	Komets 1 vs Muskegon 5 L	4,182
1974-75	Sat. 10/19/74	Komets 4 vs Toledo 2 W	5,599
1975-76	Fri. 10/17/75	Komets 5 vs Columbus 1 W	3,333
1976-77	Sat. 10/16/76	Komets 5 vs Toledo 2 W	4,744
1977-78	Fri. 10/21/77	Komets 2 at Muskegon 5 L	2,096
1978-79	Fri. 10/20/78	Komets 2 at Muskegon 0 W	2,156
1979-80	Fri. 10/19/79	Komets 4 vs Grand Rapids 0 W	4,386
1980-81	Sat. 10/11/80	Komets 2 vs Kalamazoo 5 L	5,226
1981-82	Sun. 10/11/81	Komets 4 at Saginaw 8 L	1,624
1982-83	Fri. 10/15/82	Komets 3 at Flint 2 W	2,618
1983-84	Fri. 10/14/83	Komets 0 at Flint 3 L	2,253
1984-85	Fri. 10/19/84	Komets 0 at Indianapolis 7 L	6,026
1985-86	Wed. 10/16/85	Komets 7 at Salt Lake 3 W	4,741
1986-87	Fri. 10/17/86	Komets 6 at Indianapolis 7 OTL	8,020
1987-88	Fri. 10/16/87	Komets 5 at Muskegon 4 W (OT)	2,587
1988-89	Sat. 10/8/88	Komets 0 vs Kalamazoo 4 L	4,650
1989-90	Fri. 10/6/89	Komets 4 at Indianapolis 3 W (SO)	7,307
1990-91	Fri. 10/5/90	Komets 7 at Milwaukee 3 W	9,963
1991-92	Fri. 10/4/91	Komets 5 at Indianapolis 4 W (SO)	7,819
1992-93	Fri. 10/9/92	Komets 7 vs Indianapolis 3 W	8,103
1993-94	Sat. 10/7/93	Komets 4 vs Indianapolis 1 W	8,103
1994-95	Fri. 9/30/94	Komets 2 vs Indianapolis 5 L	8,103
1995-96	Sat. 9/30/95	Komets 7 vs Houston 3 W	8,103
1996-97	Fri. 10/6/96	Komets 8 vs Chicago 7 W (SO)	7,836
1997-98	Sat. 10/4/97	Komets 6 vs Cleveland 3 W (SO)	8,103
1998-99	Sat. 10/10/98	Komets 2 vs Indianapolis 3 SOL	8,203
1999-00	Sat. 10/16/99	Komets 8 at Asheville 5 W	5,178
2000-01	Sat. 10/14/00	Komets 2 at Muskegon 3 L	3,421
2001-02	Fri. 10/12/01	Komets 4 at New Haven 1 W	3,562
2002-03	Fri. 10/11/02	Komets 2 at Rockford 5 L	5,636
2003-04	Fri. 10/24/03	Komets 2 at Muskegon 3 L	2,521
2004-05	Fri. 10/15/04	Komets 2 at Elmira 3 SOL	3,110
2005-06	Fri. 10/21/05	Komets 2 at Roanoke 3 SOL	2,360
2006-07	Fri. 10/13/06	Komets 4 at Rockford 2 W	5,736
2007-08	Sat. 10/20/07	Komets 4 vs Port Huron 0 W	10,153
2008-09	Fri. 10/17/08	Komets 6 at Port Huron 2 W	2,287
2009-10	Fri. 10/16/09	Komets 4 at Dayton 3 W (OT)	2,789

Season Openers	GP	W	L	T	OTL/SOL	Pts	Pct.
Home:	26	17	8	0	1	35	.673
Road:	32	15	14	0	3	33	.516
Totals:	58	32	22	0	4	68	.642

GF	GA	Total Attend
103	72	163,372
123	121	130,846
226	193	294,218

Attend Ave
6,284
4,089
5,072

Shutouts For: 4 Shutouts Against: 4
 OT/Shootouts: 14 (Won 8, Lost 6, Tied 0)

ALL TIME RECORDS 1952-2010

KOMETS OPENING GAME RECORDS

Home Openers

<u>Season</u>	<u>Date</u>	<u>Results</u>	<u>Attendance</u>							
1952-53	Sat. 10/25/52	Komets 0 vs Toledo 4 L	5,000							
1953-54	Sat. 10/17/53	Komets 1 vs Johnstown 5 L	6,020							
1954-55	Sat. 10/16/54	Komets 7 vs Johnstown 0 W	5,874							
1955-56	Tue. 10/18/55	Komets 2 vs Indianapolis 3 L (OT)	3,064							
1956-57	Tue. 10/16/56	Komets 3 vs Cincinnati 4 L	3,442							
1957-58	Sat. 10/26/57	Komets 2 vs Cincinnati 1 W (OT)	5,368							
1958-59	Sat. 11/1/58	Komets 6 vs Indianapolis 4 W	4,111							
1959-60	Sat. 10/31/59	Komets 3 vs Louisville 0 W	4,506							
1960-61	Sat. 10/22/60	Komets 4 vs Omaha 3 W (OT)	4,098							
1961-62	Sat. 10/21/61	Komets 4 vs Omaha 5 L (OT)	4,791							
1962-63	Sat. 11/3/62	Komets 7 vs Muskegon 3 W	6,845							
1963-64	Sat. 11/2/63	Komets 3 vs Windsor 4 L	8,013							
1964-65	Sat. 10/31/64	Komets 6 vs Des Moines 0 W	8,100							
1965-66	Sat. 10/30/65	Komets 7 vs Toledo 1 W	7,293							
1966-67	Sat. 10/22/66	Komets 3 vs Dayton 4 L	8,025							
1967-68	Sat. 10/21/67	Komets 7 vs Dayton 2 W	8,057							
1968-69	Sat. 10/19/68	Komets 2 vs Port Huron 1 W	7,203							
1969-70	Sat. 10/18/69	Komets 3 vs Port Huron 1 W	7,777							
1970-71	Sat. 10/17/70	Komets 6 vs Des Moines 3 W	5,656							
1971-72	Sat. 10/16/71	Komets 1 vs Flint 2 L	5,372							
1972-73	Sat. 10/14/72	Komets 3 vs Port Huron 4 L (OT)	5,335							
1973-74	Fri. 10/19/73	Komets 1 vs Muskegon 5 L	4,182							
1974-75	Sat. 10/19/74	Komets 4 vs Toledo 2 W	5,599							
1975-76	Fri. 10/17/75	Komets 5 vs Columbus 1 W	3,333							
1976-77	Sat. 10/16/76	Komets 5 vs Toledo 2 W	4,744							
1977-78	Sat. 10/22/77	Komets 3 vs Kalamazoo 3 T	5,757							
1978-79	Sat. 10/21/78	Komets 5 vs Saginaw 3 W	5,025							
1979-80	Fri. 10/19/79	Komets 4 vs Grand Rapids 0 W	4,386							
1980-81	Sat. 10/11/80	Komets 2 vs Kalamazoo 5 L	5,226							
1981-82	Wed. 10/14/81	Komets 4 vs Muskegon 3 W	3,773							
1982-83	Sat. 10/16/82	Komets 4 vs Peoria 3 W	5,700							
1983-84	Sat. 10/15/83	Komets 5 vs Milwaukee 3 W	7,500							
1984-85	Sat. 10/20/84	Komets 8 vs Indianapolis 2 W	4,080							
1985-86	Fri. 10/25/85	Komets 1 vs Muskegon 2 OTL	3,876							
1986-87	Fri. 10/24/86	Komets 2 vs Saginaw 3 L	4,000							
1987-88	Wed. 10/21/87	Komets 5 vs Muskegon 6 L	3,200							
1988-89	Sat. 10/8/88	Komets 0 vs Kalamazoo 4 L	4,650							
1989-90	Sat. 10/7/89	Komets 5 vs Indianapolis 4 W (OT)	3,616							
1990-91	Sat. 10/6/90	Komets 2 vs Peoria 3 SOL	9,943							
1991-92	Sat. 10/5/91	Komets 4 vs Kalamazoo 3 W	8,003							
1992-93	Fri. 10/9/92	Komets 7 vs Indianapolis 3 W	8,103							
1993-94	Sat. 10/7/93	Komets 4 vs Indianapolis 1 W	8,103							
1994-95	Fri. 9/30/94	Komets 2 vs Indianapolis 5 L	8,103							
1995-96	Sat. 9/30/95	Komets 7 vs Houston 3 W	8,103							
1996-97	Fri. 10/6/96	Komets 8 vs Chicago 7 W (SO)	7,836							
1997-98	Sat. 10/4/97	Komets 4 vs Cleveland 3 W (SO)	8,103							
1998-99	Sat. 10/10/98	Komets 2 vs Indianapolis 3 SOL	8,203							
1999-00	Sat. 10/23/99	Komets 5 vs Knoxville 3 W	8,358							
2000-01	Sat. 10/28/00	Komets 6 vs Flint 3 W	7,737							
2001-02	Fri. 10/26/01	Komets 4 vs Quad City 3 W	7,874							
2002-03	Sat. 11/9/02	Komets 3 vs Quad City 1 W	10,009							
2003-04	Sat. 10/25/03	Komets 3 vs Kalamazoo 4 SOL	10,507							
2004-05	Sat. 10/23/04	Komets 4 vs Flint 1 W	10,012							
2005-06	Sat. 11/5/05	Komets 4 vs Motor City 1 W	10,462							
2006-07	Sat. 10/21/06	Komets 8 vs Quad City 3 W	10,058							
2007-08	Sat. 10/20/07	Komets 4 vs Port Huron 0 W	10,153							
2008-09	Sat. 10/18/08	Komets 11 vs Flint 3 W	10,511							
2009-10	Fri. 10/23/09	Komets 2 vs Bloomington 1 W	10,511							
GP	W	L	T	OTL/SOL	Pts	Pct.	GF	GA	Total Attend	Attend Ave
58	38	15	1	4	81	.764	237	155	350,877	6,050

KOMETS HOME OPENER

Shutouts For: 5

Shutouts Against: 2

OT/Shutouts: 12 (Won 5, Lost 7, Tied 0)

ALL TIME RECORDS 1952-2010

KOMETS TRADITIONAL HOLIDAY GAME RECORDS

Thanksgiving Day Komet Games

<u>Season</u>	<u>Date</u>	<u>Results</u>	<u>Attendance</u>
1952-53	No game played		
1953-54	No game played		
1954-55	No game played		
1955-56	No game played		
1956-57	No game played		
1957-58	No game played		
1958-59	No game played		
1959-60	Nov. 26, 1959	Komets 6 at Louisville 1 W	
1960-61	Nov. 24, 1960	Komets 6 at Muskegon 5 W	
1961-62	Nov. 23, 1961	Komets 3 at Muskegon 8 L	
1962-63	Nov. 22, 1962	Komets 8 vs Sudbury 6 W	
1963-64	Nov. 28, 1963	Komets 5 vs Des Moines 3 W	
1964-65	Nov. 26, 1964	Komets 2 vs Toledo 1 W	
1965-66	Nov. 25, 1965	Komets 4 vs Toledo 2 W	
1966-67	Nov. 24, 1966	Komets 2 vs Columbus 1 W	
1967-68	Nov. 23, 1967	Komets 3 vs Des Moines 0 W	
1968-69	Nov. 28, 1968	Komets 2 vs Dayton 4 L	
1969-70	Nov. 27, 1969	Komets 6 vs Flint 0 W	
1970-71	Nov. 26, 1970	Komets 3 vs Toledo 3 T (no OT)	
1971-72	Nov. 25, 1971	Komets 7 vs Columbus 2 W	
1972-73	Nov. 23, 1972	Komets 5 vs Des Moines 1 W	
1973-74	Nov. 22, 1973	Komets 5 vs Toledo 3 W	
1974-75	Nov. 28, 1974	Komets 3 vs Saginaw 4 L	
1975-76	Nov. 27, 1975	Komets 10 vs Dayton 3 W	
1976-77	Nov. 25, 1976	Komets 5 vs Toledo 1 W	
1977-78	Nov. 24, 1977	Komets 5 vs Dayton 2 W	
1978-79	Nov. 23, 1978	Komets 6 vs Milwaukee 3 W	
1979-80	Nov. 22, 1979	Komets 4 vs Toledo 4 T (no OT)	
1980-81	Nov. 27, 1980	Komets 6 vs Saginaw 4 W	
1981-82	Nov. 26, 1981	Komets 5 vs Saginaw 2 W	
1982-83	Nov. 25, 1982	Komets 4 vs Flint 2 W	
1983-84	Nov. 24, 1983	Komets 2 vs Kalamazoo 3 L	
1984-85	Nov. 22, 1984	Komets 7 vs Toledo 3 W	
1985-86	Nov. 28, 1985	Komets 7 vs Flint 3 W	
1986-87	Nov. 27, 1986	Komets 4 vs Milwaukee 5 OTL	
1987-88	Nov. 26, 1987	Komets 2 vs Saginaw 3 L	
1988-89	Nov. 24, 1988	Komets 5 vs Milwaukee 4 W (SO)	
1989-90	Nov. 23, 1989	Komets 2 vs Peoria 6 L	
1990-91	Nov. 22, 1990	Komets 4 vs Peoria 5 L	
1991-92	Nov. 28, 1991	Komets 8 vs San Diego 4 W	
1992-93	Nov. 26, 1992	Komets 2 vs San Diego 5 L	
1993-94	Nov. 25, 1993	Komets 1 vs Milwaukee 2 L	
1994-95	Nov. 24, 1994	Komets 3 vs Chicago 4 SOL	8103
1995-96	Nov. 23, 1995	Komets 5 vs Indianapolis 6 L	8103
1996-97	Nov. 28, 1996	Komets 1 vs Milwaukee 4 L	7409
1997-98	Nov. 27, 1997	Komets 1 vs Grand Rapids 3 L	7660
1998-99	Nov. 26, 1998	Komets 6 vs Milwaukee 3 W	7441
1999-00	Nov. 25, 1999	Komets 4 vs Knoxville 3 W	6314
2000-01	Nov. 23, 2000	Komets 5 vs Flint 6 L	6233
2001-02	Nov. 22, 2001	Komets 2 vs Port Huron 0 W	6717
2002-03	Nov. 28, 2002	Komets 0 vs Missouri 1 L	7504
2003-04	Nov. 27, 2003	Komets 6 vs Missouri 2 W	7857
2004-05	Nov. 25, 2004	Komets 5 vs Quad City 3 W	8060
2005-06	Nov. 24, 2005	Komets 5 vs Quad City 4 W (SO)	7683
2006-07	Nov. 23, 2006	Komets 5 vs Bloomington 2 W	7639
2007-08	Nov. 22, 2007	Komets 4 vs Port Huron 5 L	7613
2008-09	Nov. 27, 2008	Komets 5 vs Flint 4 W	7704
2009-10	Nov. 26, 2009	Komets 5 vs Flint 4 W	8,243

	<u>GP</u>	<u>W</u>	<u>L</u>	<u>I</u>	<u>OTL/SOL</u>	<u>Pts</u>	<u>Pct.</u>	Shutouts For: 2	Shutouts Against: 1
At Fort Wayne	48	30	14	2	2	64	.667	OT/Shootouts: 4	(Won2, Lost 2, Tied 0)
Away	<u>3</u>	<u>2</u>	<u>1</u>	<u>0</u>	<u>0</u>	<u>4</u>	<u>.667</u>		
Totals	51	32	15	2	2	68	.667		

ALL TIME RECORDS 1952-2010

KOMETS TRADITIONAL HOLIDAY GAME RECORDS

New Year's Eve Komets Games

Season	Date	Results
1952-53	No game played	
1953-54	No game played	
1954-55	No game played	
1955	Komets 3	vs Troy 2 W
1956	Komets 0	vs Toledo 1 L
1957	Komets 1	vs Cincinnati 2 L
1958	Komets 3	vs Toledo 1 W
1959	Komets 5	vs Toledo 0 W
1960	Komets 6	vs Muskegon 1 W
1961	Komets 5	at Indianapolis 2 W (Only Komets New Year's Eve road game)
1962	Komets 3	vs Muskegon 5 L
1963	Komets 3	vs Windsor 2 W (OT)
1964	Komets 4	vs Toledo 3 W
1965	Komets 7	vs Dayton 3 W
1966	Komets 3	vs Toledo 5 L
1967	Komets 4	vs Muskegon 2 W
1968	Komets 1	vs Toledo 4 L
1969	Komets 8	vs Dayton 4 W
1970	Komets 2	vs Des Moines 2 T (no OT)
1971	Komets 1	vs Des Moines 4 L
1972	Komets 8	vs Des Moines 4 W
1973	Komets 3	vs Toledo 4 L
1974	Komets 2	vs Toledo 3 L
1975-76	No game played	
1976	Komets 5	vs Columbus 5 T (no OT)
1977	Komets 2	vs Kalamazoo 2 T (no OT)
1978	Komets 7	vs Flint 4 W
1979	Komets 4	vs Milwaukee 1 W
1980	Komets 9	vs Flint 5 W
1981	Komets 4	vs Kalamazoo 7 L
1982	Komets 12	vs Peoria 2 W
1983	Komets 8	vs Flint 3 W
1984	Komets 3	vs Peoria 2 W
1985	Komets 7	vs Indianapolis 2 W
1986	Komets 7	vs Indianapolis 5 W
1987	Komets 10	vs Flint 2 W
1988	Komets 5	vs Indianapolis 3 W
1989	Komets 6	vs Phoenix 2 W
1990	Komets 11	vs Salt Lake 3 W
1991	Komets 5	vs Peoria 2 W
1992	Komets 4	vs Milwaukee 5 SOL
1993	Komets 9	vs Peoria 1 W
1994	Komets 3	vs Milwaukee 2 W (SO)
1995	Komets 3	vs Cleveland 4 L
1996	Komets 1	vs Phoenix 6 L
1997	Komets 4	vs Cincinnati 3 W (SO)
1998	Komets 2	vs Cleveland 5 L
1999	Komets 7	vs Madison 3 W
2000	Komets 6	vs Flint 4 W
2001	Komets 2	vs Missouri 3 L
2002	Komets 4	vs Muskegon 1 W
2003	Komets 7	vs Rockford 3 W
2004	Komets 5	vs Motor City 0 W
2005	Komets 6	vs Roanoke 0 W
2006	Komets 4	vs Chicago 2 W
2007	Komets 4	vs Bloomington 1 W
2008	Komets 6	vs Flint 2 W
2009	Komets 5	vs Bloomington 1 W

	GP	W	L	T	OTL/SOL	Pts	Pct.
At Fort Wayne	53	36	13	3	1	76	.717
Away	<u>1</u>	<u>1</u>	<u>0</u>	<u>0</u>	<u>0</u>	<u>2</u>	<u>1.000</u>
Totals	54	37	13	3	1	78	.722

Shutouts For: 3 Shutouts Against: 1
OT/Shootouts: 4 (Won 3, Lost 1, Tied 0)

ALL TIME RECORDS 1952-2010

KOMETES ALL-TIME TEAM-VS-TEAM RECORDS VS. ACTIVE IHL TEAMS

Team	Regular Season				Playoffs		
	W	L	OTL	T	W	L	T
Bloomington	31	16	5	x	0	0	x
Dayton	79	84	x	12	9	15	x
Quad City	47	27	9	x	5	8	x

Includes IHL and UHL seasons combined.
Records are exclusive of teams in home cities named.

REGULAR SEASON CHAMPIONSHIPS

- IHL:**
9 1959-60, 1962-63, 1972-73, 1977-78, 1983-84, 1985-86, 1986-87, 2007-08, 2008-09
- UHL:**
3 2002-03, 2003-04, 2006-07
Total: 11 Regular Season Championships

KOMETES ALL-TIME MOST HOME WINS IN A SEASON

	Season	No. of Wins
1	1978-79	32
	1986-87	32
	2007-08	32
2	1982-83	31
	1991-92	31
3	1983-84	30
	1985-86	30
4	1959-60	28
	2003-04	28
5	2009-10	29
6	1972-73	27
	1987-88	27
	1988-89	27
	2004-05	27
	2006-07	27
7	1992-93	26
	2000-01	26

LEAGUE CHAMPIONSHIPS

- IHL:**
7 1962-63, 1964-65, 1972-73, 1992-93, 2007-08, 2008-09, 2009-10
- UHL:**
1 2002-03

Total League Championships: 8

ATTENDANCE

REGULAR SEASON AND PLAYOFFS HOME ATTENDANCE RECORDS

- Single-Game Attendance Record, Regular Season: 10,525 (4/3/05)
- Single-Game Attendance Record, Playoffs: 10,593 (5/4/03)
- Regular Season Attendance Record: 316,190 (1992-93)
- Regular Season Attendance Per-Game Average Record: 7,825 (2009-10)
- Largest attendance, home opener: 10,511 (2008, 2009)
- Most home sellouts, regular season: 25 (1992-93)
- Most playoff sellouts, season: 7 (1991)
- Most consecutive playoff game sellouts, season: 4 (1991)
- Total playoff sellouts: 25 (23 under Franke ownership)

KOMETES ALL-TIME TOP 10 LONGEST OVERTIME GAMES

- April 14, 1960, vs St. Paul 5-4 loss, 8:29 fourth OT (118:29)
- May 19, 1994, vs Atlanta 7-6 loss, 1:56 third OT (101:56)
- May 12, 2008, vs Port Huron 3-2 win, 0:23 third OT (100:23)
- April 18, 2009, at Kalamazoo 3-2 loss, 14:58 second OT (94:58)
- April 23, 2005, vs Missouri 3-2 loss, 11:15 second OT (91:15)
- April 26, 2003 vs Quad City 4-3 loss, 6:57 second OT (86:57)
- April 4, 1968, vs Dayton 3-2 loss, 11:07 second OT (81:07)
- April 21, 1991, at Indianapolis 4-3 win, 18:29 OT (78:29)
- May 10, 2005, vs Rockford 2-1 win, 14:46 OT (74:46)
- March 31, 1966, at Dayton 5-4 loss, 3:21 second OT (73:21)

Note: Komets are 1-7 in playoff OT games that reach a second OT.

ALL TIME RECORDS 1952-2010

KOMETS ALL-TIME 50-GOAL SCORERS

	<u>Player</u>	<u>Season</u>	<u>Goals</u>	<u>Games</u>
1	Len Ronson	1959-60	62	68
2	Eddie Long	1962-63	56	70
3	Merv Dubchak	1964-65	52	70
4	Merv Dubchak	1965-66	72	70
5	Merv Dubchak	1966-67	52	72
6	Terry McDougall	1978-79	57	79
7	Barry Scully	1979-80	61	80
8	Barry Scully	1980-81	69	82
9	Barry Scully	1981-82	60	79
10	Barry Scully	1982-83	57	76
11	Ron Leef	1982-83	57	77
12	Rob Motz	1983-84	54	81
13	Wally Schreiber	1984-85	51	81
14	Lonnie Loach	1990-91	55	81

KOMETS ALL-TIME 100+ POINT SEASONS, INDIVIDUAL

	<u>Season</u>	<u>Player</u>	<u>Total Points</u>
1	1958-59	Len Thornson	103
2	1959-60	Len Ronson	109
3	1959-60	Len Thornson	107
4	1961-62	Len Thornson	122
5	1961-62	Reg Primeau	105
6	1962-63	Len Thornson	115
7	1962-63	Eddie Long	102
8	1963-64	Len Thornson	108
9	1964-65	Bobby Rivard	116
10	1964-65	Merv Dubchak	101
11	1965-66	Bobby Rivard	133
12	1965-66	Merv Dubchak	117
13	1965-66	Johnny Goodwin	114
14	1965-66	Len Thornson	105
15	1966-67	Len Thornson	139
16	1966-67	Johnny Goodwin	106
17	1976-77	Terry McDougal	103
18	1977-78	Dan Bonar	108
19	1978-79	Terry McDougal	139
20	1978-79	Al Dumba	111
21	1978-79	Robbie Laird	107
22	1979-80	Al Dumba	119
23	1979-80	Barry Scully	108
24	1980-81	Barry Scully	108
25	1981-82	Barry Scully	100
26	1982-83	Ron Leef	120
27	1982-83	Barry Scully	101
28	1983-84	Wally Schreiber	113
29	1983-84	Doug Rigler	104
30	1984-85	Wally Schreiber	109
31	1989-90	Bob Lakso	100
32	1990-91	Lonnie Loach	131
33	1991-92	Scott Gruhl	105
34	1993-94	Colin Chin	100

KOMETS ALL-TIME TOP 10 POINT LEADERS

	<u>Player</u>	<u>GP</u>	<u>G</u>	<u>A</u>	<u>Pts</u>
1	Len Thornson	763	412	807	1219
2	Eddie Long	801	425	427	852
3	Terry McDougall	507	249	395	644
4	Colin Chin	660	246	390	636
5	John Goodwin	480	200	387	587
6	Colin Chaulk	461	150	411	561
7	Reg Primeau	452	200	342	542
8	Merv Dubchak	437	321	218	539
9	Robbie Laird	520	223	276	499
10	Lionel Repka	666	90	402	492

KOMETS ALL-TIME TOP 10 MOST CAREER GAMES PLAYED

1	Guy Dupuis	881
2	Eddie Long	801
3	Terry Pembroke	784
4	Len Thornson	763
5	Lionel Repka	666
6	Colin Chin	660
7	Carey Lucyk	583
8	Dale Baldwin	528
9	Rob Laird	520
10	Terry McDougall	507

**KOMETS ALL-TIME BEST GOALS-AGAINST AVERAGES
(minimum 25 games, 1500 minutes)**

	<u>Goaltender</u>	<u>GAA</u>	<u>Min</u>	<u>Season</u>
1.	Kevin St. Pierre	1.98	3356	2003-04
2.	Tom Lawson	2.00	3178	2002-03
3.	Tim Haun	2.12	2409	2009-10
4.	Kevin St. Pierre	2.24	3727	2006-07
5.	Kevin St. Pierre	2.30	2551	2004-05
6.	Kevin St. Pierre	2.32	3175	2005-06
	Nick Boucher	2.32	1862	2007-08
7.	Kevin Reiter	2.34	2723	2007-08
8.	Doug Teskey	2.41	2739	2001-02
9.	Nick Boucher	2.43	3205	2008-09
10.	Nick Boucher	2.49	2182	2009-10
11.	Bruce Racine	2.51	2605	1997-98
12.	Reno Zanier	2.61	64 GP	1959-60
13.	Tyler Masters	2.68	2018	2004-05
14.	Doug Teskey	2.87	2680	1999-00
15.	Robbie Irons	2.89	2737	1972-73
	Bob Essensa	2.89	2529	1995-96
16.	Bob Lalonde	2.92	59 GP	1956-57
	Darren Jensen	2.92	3325	1983-84
17.	Don Atchison	2.94	1774	1972-73
18.	Pokey Reddick	3.05	1811	1985-86
19.	Pokey Reddick	3.08	3043	1992-93
20.	Rick Knickle	3.11	2719	1988-89
21.	Mike O'Neill	3.13	1858	1991-92
22.	Paul Hoganson	3.14	3074	1971-72
23.	Rick St. Croix	3.20	2474	1985-86
24.	Gerry Randall	3.26	69 GP	1966-67
25.	Robbie Irons	3.27	2713	1974-75
	Doug Teskey	3.27	2517	2000-01
26.	Murray Bannerman	3.28	2435	1977-78
27.	Robbie Irons	3.29	2701	1973-74
28.	Alain Raymond	3.30	3304	1986-87

ALL TIME RECORDS 1952-2010**REGULAR SEASON RECORDS**

All records include International Hockey League seasons 1952-53 through 1998-99 and 2007-08 through 2009-10, and United Hockey League seasons 1999-00 through 2006-07 (58 total seasons through 2009-10).

KOMETES TEAM RECORDS**BEST RECORD:**

56-12-6-2 2007-08

WORST RECORD:

20-38-2 1952-53

MOST POINTS, SEASON:

120 2007-08

Previously 112, 1983-84, 1985-86, 1991-92, 2003-04

MOST WINS, SEASON:

56 56-12-6-2, 2007-08

MOST HOME WINS, SEASON:

32 1978-79, 1986-87, 2007-08

MOST ROAD WINS, SEASON:

25 2003-04, 2008-09

MOST LOSSES, SEASON:

47 1996-97

MOST OVERTIME/SHOOTOUT LOSSES, SEASON:

13 2001-02

FEWEST POINTS, SEASON:

42 1952-53

FEWEST WINS, SEASON:

20 1952-53

FEWEST LOSSES, SEASON:

12 2007-08

FEWEST OVERTIME/SHOOTOUT LOSSES, SEASON:

4 1987-88, 2006-07

MOST SHOOTOUT ROUNDS, GAME:

14 12/29/08 vs Kalamazoo, 4-3 loss (3-4 in shootout)

MOST GOALS FOR, PERIOD:

9 11/8/58 vs Troy, 2nd period, 17-1 win
12/31/82 vs Peoria, 3rd period, 12-2 win

MOST GOALS FOR, GAME:

17 11/8/58 vs Troy, 17-1 win

MOST GOALS FOR, SEASON:

386 1978-79

FEWEST GOALS FOR, SEASON:

170 1956-57

MOST GOALS AGAINST, GAME:

14 11/27/55 at Cincinnati, 14-1 loss

MOST GOALS AGAINST, SEASON:

375 1981-82

FEWEST GOALS AGAINST, SEASON:

177 1956-57

MOST ASSISTS, SEASON:

656 1978-79

MOST TOTAL POINTS, SEASON:

1042 1978-79

MOST PENALTY MINUTES, SEASON:

2,645 1991-92

FEWEST PENALTY MINUTES, SEASON:

581 1958-59

MOST 30-GOAL SCORERS, SEASON:

7 1978-79: Terry McDougall (57), Al Dumba (46),
Robbie Larid (45), Dave Ross (43), Barry Scully (42),
Stu Ostlund (34), Richard Pepin (31)

MOST 40-GOAL SCORERS, SEASON:

5 1978-79: Terry McDougall (57), Al Dumba (46),
Robbie Laird (45), Dave Ross (43), Barry Scully (42)

FASTEST GOAL TO START A GAME:

6 seconds 1/31/73, Jim Hrycuik vs Des Moines, 7-4 win

FASTEST 2 GOALS:

5 seconds 3/31/90 vs Flint, 7-4 win, Mike DeCarle and
Brad Aitken

FASTEST 3 GOALS:

39 seconds 4/9/10 vs Dayton, 7-4 win

FASTEST 4 GOALS:

1:50 4/17/76 vs Dayton

MOST HAT TRICKS, ONE GAME:

3 11/23/55 vs Indianapolis, Pete Wywrot, Art Stone,
Jacques Gagne)

MOST SHOTS ALLOWED, PERIOD:

31 1/6/82 vs Kalamazoo

MOST SHOTS ALLOWED, GAME:

66 1/6/82 vs Kalamazoo

FEWEST SHOTS ALLOWED, PERIOD:

0 1/6/90 vs Peoria; 10/21/06 vs Quad City

FEWEST SHOTS ALLOWED, GAME:

8 2/8/03 vs Kalamazoo, 1-0 win

MOST SHOTS ON GOAL, PERIOD:

32 3/27/65 vs Dayton

MOST SHOTS ON GOAL, GAME (regulation):

80 3/27/65 vs Dayton, 12-1 win, regular season game

MOST CONSECUTIVE GOALS, GAME:

16 11/8/58 vs Troy, 17-1 win

MOST CONSECUTIVE GAMES SCORING A HAT TRICK:

5 10/28/83-11/5/83: Wally Schreiber (4) 10/28/83,
Wally Schreiber (3) 10/29/83, Ron Leef (3) 11/2/83,
Bob Attwell (3) 11/4/83, Steve Salvucci (3) 11/5/83

LONGEST WINNING STREAK TO START A SEASON:

8 10/20/78-11/4/78

LONGEST WINNING STREAK, SEASON:

14 11/24/59-12/31/59

LONGEST HOME WINNING STREAK:

25 12/27/07-4/9/08

LONGEST ROAD WINNING STREAK:

10 11/20/92-1/3/93

BEST WINNING PERCENTAGE, SEASON:

.789 2007-08

LONGEST LOSING STREAK:

12 Three times. Most recent 11/8/96-12/7/96.

LONGEST HOME LOSING STREAK:

7 9/30/94-11/5/94 and 11/8/96-12/7/96

LONGEST ROAD LOSING STREAK:

15 1/23/74-3/15/74

LONGEST GAME:

118:29 4/14/60 vs St. Paul, 5-4 playoff loss

ALL TIME RECORDS 1952-2010, REGULAR SEASON

KOMETS INDIVIDUAL RECORDS

PLAYERS

Most Points, Season:

139 Len Thornson, 1966-67
Terry McDougall, 1978-79

Most Points, Career:

1219 Len Thornson, 12 seasons: 1957-58 to 1968-69

Most Points, Game:

9 Eddie Long (5 goals, 4 assists) 3/5/62 vs Indianapolis
Art Stone (3 goals, 6 assists) 11/4/58 vs Troy

Most Goals, Game:

5 Eddie Long, 3/4/62 vs Indianapolis
Norm Waslawski, 3/22/63 vs St. Paul
Rod Willard, 2/21/81 vs Flint
Ron Leef, 12/4/83 vs Kalamazoo

Most Goals, Season:

72 Merv Dubchak, 1965-66

Most Goals, Career:

425 Eddie Long, 14 seasons: 1952-53 to 1965-66

Most Assists, Season:

93 Len Thornson, 1966-67

Most Assists, Career:

807 Len Thornson, 12 seasons: 1957-58 to 1968-69

Most Assists, Game:

6 Art Stone, 11/8/58 vs Troy
Len Thornson, 3/4/62 vs Indianapolis
Reg Primeau, 3/18/62 at Indianapolis

Most Penalty Minutes, Game:

50 Robin Bawa, 3/30/88 vs Kalamazoo,
4-3 win (2 majors, 2 matches, 2 game misconducts)

Most Penalty Minutes, Season:

590 Andy Bezeau, 1995-96

Fewest Penalty Minutes, Season:

0 Len Thornson, 1958-59

Most Consecutive Games Without A Penalty:

69 Len Thornson, 1958-59

Most Games, Career:

881 Guy Dupuis, 13 seasons: 1991-92 to 2009-10

Fastest 2 Goals, Player:

:09 Lloyd Maxfield, 11/5/60 vs Milwaukee, 10-3 win

Fastest 3 Goals, Player:

1:32 Robbie Laird, playoffs, 4/17/76 vs Dayton

Longest Point-Scoring Streak:

21 Keli Corpse, 1/20/01-3/9/01 (10 goals, 21 assists)

Longest 2-Point Scoring Streak:

14 Len Thornson, 12/10/60-1/11/61 (14 goals, 25 assists)

Longest Goal-Scoring Streak: Uncertain at this time

8-game streaks known:

Merv Dubchak, 1965-66 (twice: 12/1/65-12/12/65, 12 goals;
3/4/66-3/18/66, 15 goals)

John Purves, 1994-95 (3/9/95-3/28/95, 9g)

Konstantin Shafranov, 1995-96 (11/25/95-12/15/95, 13g)

Most Hat Tricks, Season:

4 Eddie Long, 1956-57
Barry Scully, 1982-83
Ron Leef, 1982-83 & 1983-84
Rob Motz, 1983-84

GOALTENDERS

Most Appearances, Season:

70 Chuck Adamson, 1962-63; 1963-64

Most Minutes Played, Season:

4,203 Chuck Adamson, 1963-64

Most Wins, Season:

43 Kevin St. Pierre, 2003-04

Most Losses, Season:

36 Ivan Walmsley, 1954-55

Most Overtime/Shootout Losses, Season:

10 Tom Lawson, 2002-03

Most Shots Faced, Season:

2,532 Chuck Adamson, 1963-64

Most Saves, Season:

2,268 Chuck Adamson, 1963-64

Fewest Saves, Game:

8 Chuck Adamson vs Dayton, 3/27/65
Tom Lawson vs Kalamazoo, 2/8/03

Fewest Saves, Period:

0 Stephane Beauregard vs Peoria, 1/6/90, 2nd period
Kevin St. Pierre vs Quad City, 10/21/06, 3rd period

Best GAA, Season:

1.98 Kevin St. Pierre, 2003-04

Longest Shutout Sequence:

198:26 Mike O'Neill, 11/15/91-11/24/91, 2 SO

Longest Shutout Sequence, TEAM:

189:27 12/30/05-1/8/06
Kevin St. Pierre (129:27) & Kevin Kurk (60:00)

Most Shutouts, Season:

8 Kevin St. Pierre, 2003-04
Kevin Reiter, 2007-08

Most Shutouts, Career:

23 Kevin St. Pierre, 4 seasons (2003-04 to 2006-07)

Most Consecutive Shutouts, Season:

3 Kevin Reiter, 2007-08

ALL TIME RECORDS 1952-2010, PLAYOFFS

KOMETS TEAM PLAYOFF RECORDS

Most games played, one year:

19 1991

Fewest games played, one year:

2 1954 and 1999

Most home games played, one year:

9 1991, 1994 and 2005

Fewest home games played, one year:

1 1954, 1970 and 1999

Most road games played, one year:

10 1991

Fewest road games played, one year:

1 1954 and 1999

Most playoff wins, one year:

12 1993

Fewest playoff wins, one year:

0 1954, 1970 and 1999

Most home playoff wins, one year:

7 1965 and 1994

Fewest home playoff wins, one year:

0 1954, 1956, 1969, 1970, 1995 and 1999

Most road playoff wins, one year:

6 1993

Fewest road playoff wins, one year:

0 1954, 1958, 1961, 1966, 1970, 1971, 1983, 1988, 1990, 1992, 1998, 1999 and 2006

Most playoff losses, season:

9 1991

Fewest playoff losses, season:

0 1993

Most goals, game:

10 4/18/64 vs Toledo, 10-4 win
4/12/80 vs Toledo, 10-1 win
4/13/95 vs Peoria, 10-4 win

Most goals, period:

5 3/30/76 vs Toledo
4/5/79 vs Grand Rapids
5/19/94 vs Atlanta
4/13/95 vs Peoria
5/3/03 at Quad City
4/19/05 at Missouri
4/30/10 vs Port Huron

Most goals allowed, period:

5 4/16/76 vs Dayton
5/3/89 vs Muskegon

Most shutouts, one year:

2 1960, 1964, 1967, 1973, 1986, 2003, 2007 and 2008

Most times shutout, one year:

2 1960, 1994 and 2004

Total shutouts all-time (for and against):

37 21-16

Most consecutive games won, one year:

12 4/16/93-5/21/93

Most consecutive games won (over more than one year):

13 4/16/93-4/15/94

Most consecutive games lost (over more than one year):

10 3/28/69-3/27/71

Most consecutive home games won (over more than one year):

12 3/21/72-4/4/76

Most consecutive road games won (over more than one year):

7 4/22/93-4/15/94

Most goals in a game:

10 4/18/64 at Toledo, 10-4
4/12/80 vs Toledo, 10-1
4/13/95 at Peoria, 10-4

Most goals against in a game:

10 4/25/81 at Saginaw, 10-2
4/14/90 at Muskegon, 10-3

KOMETS INDIVIDUAL PLAYOFF RECORDS

PLAYERS

Most points, career:

127 Len Thornson

Most points, season:

25 Terry McDougall, 1979

Most points, series:

13 Terry McDougall, 1979 vs Grand Rapids

Most points, game:

5 Eddie Long, 4/9/63 vs Muskegon
Terry McDougall, 3/30/76 vs Toledo
Barry Scully, 4/12/80 vs Toledo
Al Dumba, 5/4/80 vs Saginaw
Wally Schreiber, 4/20/84 vs Toledo
Mitch Messier, 5/4/94 vs Cincinnati
Kevin Wortman, 4/17/96 vs Orlando

Most goals, career:

53 Len Thornson

Most goals, season:

13 Barry Scully, 1980

Most goals, game:

4 Len Thornson, 4/17/65 vs Des Moines
Mitch Messier, 5/4/94 vs Cincinnati
Kelly Hurd, 4/21/00 vs Binghamton

Most assists, career:

72 Len Thornson

Most assists, season:

18 Terry McDougall, 1979

Most assists, game:

5 Eddie Long, 4/9/63 vs Muskegon
Dave Lemay, 4/6/01 vs Missouri

Most games, career:

92 Len Thornson

Most games, season:

19 Lonnie Loach, Bruce Boudreau, Scott Gruhl, Bob Lakso,
Dan Lambert, Carey Lucyk, Kevin Kaminski, Ian Boyce,
Stephane Beauregard, Jean-Marc Richard (1991)

Fastest goal from start of period:

:12 Eddie Long, 3/29/61 vs Toledo

Fastest overtime playoff goal:

:16 Reggie Primeau, 3/31/65 vs Toledo

Fastest 2 goals:

:10 Norm Waslawski and Roger Maisonneuve
4/10/59 vs Louisville

Fastest 3 goals:

1:32 Robbie Laird, 4/17/76 vs Dayton (Player and Team Record)

Fastest 2 goals, player:

:18 Bruce Boudreau, 4/13/91 vs Indianapolis

Most consecutive goals, game:

3 Robbie Laird, 4/17/76 vs Dayton
Colin Chin, 4/26/96 vs Orlando
Kelly Hurd, 4/21/00 vs Binghamton
Sean Venedam, 4/13/03 vs Elmira
Matt Syroczyński, 5/12/10 at Flint

(Individual playoff records continued on next page)

ALL TIME RECORDS 1952-2010, PLAYOFFS

KOMETES INDIVIDUAL PLAYOFF RECORDS

PLAYERS (continued)

Most goals, period:

- 3 Robbie Laird, 4/17/76 vs Dayton
- Colin Chin, 4/18/93 vs Cleveland
- Colin Chin, 4/26/96 vs Orlando
- Kelly Hurd, 4/21/00 vs Binghamton
- Sean Venedam, 4/13/03 vs Elmira
- Matt Syroczyński, 5/12/10 at Flint

Most penalty minutes, game:

- 32 Jeff Worlton, 5/4/05 at Rockford

Most penalty minutes, season:

- 169 Kevin Kaminski, 1991

GOALTENDING

Most saves, game:

- 60 Peter Sidorkiewicz, 5/19/94 vs Atlanta, 3 OT

Most saves, regulation game:

- 57 Scott LaGrand, 4/10/97 at Cleveland

Most saves, period:

- 26 Don Atchison, 3/24/73 vs Flint
- Kevin St. Piere, 5/2/07 at Rockford, 2nd period

Most wins, goaltender, season:

- 12 Pokey Reddick, 1993

Longest shutout streak, goaltender:

- 109:12 Reno Zanier, 1960 semifinals vs Louisville

Most penalty minutes, goaltender, season:

- 16 Stephane Beauregard, 1990

Most shutouts, season:

- 2 Reno Zanier, 1960
- Tom Lawson, 2003
- Kevin St. Pierre, 2007

KOMETES ALL-TIME TOP 10 PLAYOFF SCORING LEADERS

	Player	GP	G	A	Pts
1	Len Thomson	92	53	74	127
2	Terry McDougall	69	29	61	90
3	Barry Scully	59	39	34	73
	Eddie Long	65	34	39	73
5	Colin Chin	86	39	32	71
6	John Goodwin	52	23	45	68
7	Colin Chaulk	74	21	43	64
8	Norm Waslawski	52	32	35	57
	Rob Laird	59	28	29	57
	Jim Burton	72	10	47	57

KOMETES ALL-TIME RECORD IN GAME 7'S

7th Games played: 10

Record: 7-3

1	1960	Monday, 4/18/60	vs St. Paul	Finals	Lost 3-1	Attn: 7,347
2	1967	Saturday, 4/8/67	vs Des Moines	Semifinals	Won 6-0	Attn: 5,331
3	1979	Monday, 5/7/79	at Grand Rapids	Semiifinals	Lost 6-2	Attn: 3,155
4	1981	Monday, 4/20/81	vs Milwaukee	Quarterfinals	Won 7-3	Attn: 3,515
5	1985	Sunday, 4/28/85	vs Salt Lake	Quarterfinals	Won 6-2	Attn: 2,396
6	1991	Sunday, 4/21/91	at Indianapolis	Quarterfinals	Won 4-3 (OT)	Attn: 4,408
7	1992	Monday, 4/20/92	vs Kalamazoo	Quarterfinals	Lost 4-3	Attn: 8,003
8	2005	Tuesday, 5/10/05	vs Rockford	Semifinals	Won 2-1 (OT)	Attn: 6,012
9	2008	Monday, 5/12/08	vs Port Huron	Finals	Won 3-2 (3 OT)	Attn: 10,462
10	2010	Monday, 5/3/10	vs Port Huron	Semi-finals	Won 4-0	Attn: 7,454

ALL TIME RECORDS 1952-2010, PLAYOFFS

KOMETS PLAYOFF TOTALS

Seasons in the IHL:	50	
Seasons in the UHL:	<u>8</u>	
Total:	58	
Seasons in IHL playoffs:	43	
Seasons in UHL playoffs:	<u>7</u>	
Total:	50	
IHL Turner Cups:	7	('63, '65, '73, '93, 2008, 2009, 2010)
Colonial Cups:	<u>1</u>	(2003)
Total Championships:	8	
IHL Finals appearances:	15	('59, '60, '63, '64, '65, '67, '73, '80, '86, '91, '93, '94, 2008, 2009, 2010)
UHL Finals appearances:	<u>2</u>	(2003, 2005)
Total Finals appearances:	17	
Total IHL playoff games:	393	(203-187-3)
Total UHL Playoff games:	<u>74</u>	(39- 29-6)
Total games/records:	467	(242-216-9)
IHL Home games:	199	(138-60-1)
UHL Home games:	<u>37</u>	(22-11-4)
Total Home games:	236	(160-71-5)
IHL Road games:	194	(63-127-2)
UHL Road games:	<u>37</u>	(17- 18-2)
Total Road games:	231	(82-145-4)
IHL Overtime games:	50	(21-27-2)
UHL Overtime games:	<u>12</u>	(6- 6-x)
Total Overtime games:	62	(27-33-2)
Total IHL series:	78	(39-36-3, three ties were in round-robin series)
Total UHL series:	<u>16</u>	(10- 6-x)
Total series:	94	(49-42-3)

HONORS**TEAM HONORS****League Championships**

<u>Year</u>	<u>League</u>
1962-63	IHL Turner Cup Championship
1964-65	IHL Turner Cup Championship
1972-73	IHL Turner Cup Championship
1992-93	IHL Turner Cup Championship
2002-03	UHL Colonial Cup Championship
2007-08	IHL Turner Cup Championship
2008-09	IHL Turner Cup Championship
2009-10	IHL Turner Cup Championship

Regular Season Champions

<u>Year</u>	<u>League</u>
1959-60	IHL Huber Trophy Champions
1962-63	IHL Huber Trophy Champions
1972-73	IHL Huber Trophy Champions
1977-78	IHL Huber Trophy Champions
1983-84	IHL Huber Trophy Champions
1985-86	IHL Huber Trophy Champions
1986-87	IHL Huber Trophy Champions
2002-03	UHL Tarry Cup Champions
2003-04	UHL Tarry Cup Champions
2006-07	UHL Tarry Cup Champions
2007-08	IHL Huber Trophy Champions
2008-09	IHL Huber Trophy Champions

Member Club of the Year

<u>Year</u>	<u>League</u>
1999-00	UHL
2001-02	UHL
2002-03	UHL
2006-07	UHL
2007-08	IHL

HONORS

INDIVIDUAL HONORS

Regular Season Most Valuable Player

<u>Season</u>	<u>League</u>	<u>Trophy</u>	<u>Player</u>
1958-59	IHL	James Gatschene Memorial Trophy	Len Thornson
1960-61	IHL	James Gatschene Memorial Trophy	Len Thornson
1961-62	IHL	James Gatschene Memorial Trophy	Len Thornson
1962-63	IHL	James Gatschene Memorial Trophy	Len Thornson
1962-63	IHL	James Gatschene Memorial Trophy	Eddie Long
1963-64	IHL	James Gatschene Memorial Trophy	Len Thornson
1966-67	IHL	James Gatschene Memorial Trophy	Len Thornson
1967-68	IHL	James Gatschene Memorial Trophy	Len Thornson
1977-78	IHL	James Gatschene Memorial Trophy	Dan Bonar
1978-79	IHL	James Gatschene Memorial Trophy	Terry McDougall
1979-80	IHL	James Gatschene Memorial Trophy	Al Dumba
1983-84	IHL	James Gatschene Memorial Trophy	Darren Jensen
2003-04	UHL	Sher-Wood Most Valuable Player	Kevin St. Pierre

Playoffs Most Valuable Player

<u>Season</u>	<u>League</u>	<u>Trophy</u>	<u>Player</u>
1993	IHL	N.R. "Bud" Poile Trophy	Pokey Reddick
2003	UHL	UHL Playoff MVP	Tommy Lawson
2008	IHL	IHL Playoff MVP	Justin Hodgman
2009	IHL	IHL Playoff MVP	David Hukalo
2010	IHL	IHL Playoff MVP	Matt Syroczyński

Regular Season Scoring Champion

<u>Season</u>	<u>League</u>	<u>Trophy</u>	<u>Player</u>
1961-62	IHL	Leo P. Lamoureux Memorial Trophy	Len Thornson
1963-64	IHL	Leo P. Lamoureux Memorial Trophy	Len Thornson
1965-66	IHL	Leo P. Lamoureux Memorial Trophy	Bobby Rivard
1966-67	IHL	Leo P. Lamoureux Memorial Trophy	Len Thornson
1978-79	IHL	Leo P. Lamoureux Memorial Trophy	Terry McDougall
1979-80	IHL	Leo P. Lamoureux Memorial Trophy	Al Dumba
1983-84	IHL	Leo P. Lamoureux Memorial Trophy	Wally Schreiber
1990-91	IHL	Leo P. Lamoureux Memorial Trophy	Lonnie Loach

Outstanding Defenseman

<u>Season</u>	<u>League</u>	<u>Trophy</u>	<u>Player</u>
1964-65	IHL	Governors' Trophy	Lionel Repka
1971-72	IHL	Governors' Trophy	Rick Pagnutti
1982-83	IHL	Governors' Trophy	Jim Burton
1985-86	IHL	Governors' Trophy	Jim Burton
1986-87	IHL	Governors' Trophy	Jim Burton
1990-91	IHL	Governors' Trophy	Brian McKee
1991-92	IHL	Governors' Trophy	Jean-Marc Richard
2002-03	UHL	Best Defenseman of the Year Award	Kelly Perrault
2003-04	UHL	Best Defenseman of the Year Award	Kelly Perrault
2004-05	UHL	Best Defenseman of the Year Award	Troy Neumeier
2006-07	UHL	Best Defenseman of the Year Award	Guy Dupuis
2007-08	IHL	Pepsi Defenseman of the Year Award	Guy Dupuis
2008-09	IHL	Pepsi Defenseman of the Year Award	Guy Dupuis

HONORS

INDIVIDUAL HONORS (continued)

Best Defensive Forward

<u>Season</u>	<u>League</u>	<u>Trophy</u>	<u>Player</u>
2002-03	UHL	Best Defensive Forward Award	Colin Chaulk
2003-04	UHL	Best Defensive Forward Award	Colin Chaulk
2004-05	UHL	Best Defensive Forward Award	Sean Venedam
2005-06	UHL	Best Defensive Forward Award	Colin Chaulk
2006-07	UHL	Best Defensive Forward Award	David Hukalo
2007-08	IHL	Outstanding Defensive Forward	David Hukalo
2009-10	IHL	Outstanding Defensive Forward	Colin Chaulk

Outstanding Goaltender(s)

<u>Season</u>	<u>League</u>	<u>Trophy</u>	<u>Player</u>
1959-60	IHL	James Norris Memorial Trophy	Reno Zanier
1964-65	IHL	James Norris Memorial Trophy	Chuck Adamson
1972-73	IHL	James Norris Memorial Trophy	Robbie Irons, Don Atchison
1985-86	IHL	James Norris Memorial Trophy	Rick St. Croix, Pokey Reddick
1986-87	IHL	James Norris Memorial Trophy	Alain Raymond, Michel Dufour
1988-89	IHL	James Norris Memorial Trophy	Rick Knickle
2002-03	UHL	Southern Sports Supply Best Goaltender	Tom Lawson
2003-04	UHL	Southern Sports Supply Best Goaltender	Kevin St. Pierre
2006-07	UHL	Southern Sports Supply Best Goaltender	Kevin St. Pierre
2007-08	IHL	Southern Sports Supply Best Goaltender	Kevin Reiter
2008-09	IHL	Southern Sports Supply Best Goaltender	Nick Boucher
2009-10	IHL	Southern Sports Supply Best Goaltender	Tim Haun

Rookie of the Year

<u>Season</u>	<u>League</u>	<u>Trophy</u>	<u>Player</u>
1961-62	IHL	Leading Rookie Award	Dave Richardson
1975-76	IHL	Garry F. Longman Memorial Trophy	Sid Veysey
1976-77	IHL	Garry F. Longman Memorial Trophy	Ron Zanussi
1977-78	IHL	Garry F. Longman Memorial Trophy	Dan Bonar
1983-84	IHL	Garry F. Longman Memorial Trophy	Darren Jensen
1995-96	IHL	Garry F. Longman Memorial Trophy	Konstantin Shafranov
1999-00	UHL	Easton Rookie of the Year	Jason Goulet
2007-08	UHL	Aquafina Rookie of the Year	Luciano Aquino

Most Sportsmanlike Player

<u>Season</u>	<u>League</u>	<u>Trophy</u>	<u>Player</u>
1999-00	UHL	Most Sportsmanlike Player Award	Keli Corpse
2000-01	UHL	Most Sportsmanlike Player Award	Brent Gretzky
2007-08	IHL	Most Sportsmanlike Player Award	Guy Dupuis

Coach of the Year

<u>Season</u>	<u>League</u>	<u>Trophy</u>	<u>Coach</u>
1985-86	IHL	Commissioner's Trophy	Robbie Laird
1992-93	IHL	Commissioner's Trophy	Al Sims
1993-94	IHL	Commissioner's Trophy	Bruce Boudreau
1997-98	IHL	Commissioner's Trophy	John Torchetti
2002-03	UHL	Coach of the Year Award	Greg Puhalski
2007-08	IHL	Coach of the Year Award	Al Sims

HONORS

INDIVIDUAL HONORS (continued)

General Manager of the Year

<u>Season</u>	<u>League</u>	<u>Trophy</u>	<u>General Manager</u>
1997-98	IHL	GM of the Year Award	David Franke
2002-03	UHL	General Manager of the Year Award	David Franke
2009-10	IHL	General Manager of the Year Award	David Franke

Executive of the Year

<u>Season</u>	<u>League</u>	<u>Trophy</u>	<u>Executive</u>
1978-79	IHL	Andy Mulligan Trophy	Ken Ullyot
1982-83	IHL	Andy Mulligan Trophy	Colin Lister
1985-86	IHL	Andy Mulligan Trophy	Bob Britt
1990-91	IHL	Andy Mulligan Trophy	David Franke
2007-08	IHL	Executive of the Year Award	Michael Franke
2008-09	IHL	Executive of the Year Award	Michael Franke

Governor of the Year

<u>Season</u>	<u>League</u>	<u>Trophy</u>	<u>Governor</u>
2001-02	UHL	Governor of the Year Award	Michael Franke
2002-03	UHL	Governor of the Year Award	Michael Franke

Public Relations Director of the Year

<u>Season</u>	<u>League</u>	<u>Trophy</u>	<u>PR Director</u>
1999-00	UHL	PR Director of the Year Award	Chuck Bailey
2003-04	UHL	PR Director of the Year Award	Chuck Bailey

Marketing Director of the Year

<u>Season</u>	<u>League</u>	<u>Trophy</u>	<u>Marketing Director</u>
2001-02	UHL	Marketing Director of the Year Award	Scott Sproat
2004-05	UHL	Marketing Director of the Year Award	Scott Sproat
2006-07	UHL	Marketing Director of the Year Award	Scott Sproat

PLAYERS NAMES ON THE CUPS

FORT WAYNE KOMETS CHAMPIONSHIP WINNERS

1962-63 Turner Cup Champion Komets: Chuck Adamson, Nelson Bullock, John Goodwin, Edie Long, Roger Maisonneuve, Ivan Prediger, Reg Primeau, Lionel Repka, Bobby Rivard, Gary Sharp, Len Thornson, Norm Waslawski, Gary Young, Ken Ullyot (GM and Coach).

1964-65 IHL Turner Cup Champion Komets: Chuck Adamson, Chick Balon, Merv Dubchak, Johnny Goodwin, Eddie Long, Bill Orban, Terry Pembroke, Reg Primeau, Cal Purinton, Lionel Repka, Bobby Rivard, Len Thornson, Norm Waslawski, Cy Whiteside, Teddy Wright, Ken Ullyot (GM and Coach).

1972-73 IHL Turner Cup Champion Komets: Jeff Ablett, Don Atchison, Chick Balon, Ray Brownlee, Wayne Ego, Bob Fitchner, Jim Hrycuik, Robbie Irons, D'Arcy Keating, Bob Kirk, Bob Miller, Jim Pearson, Terry Pembroke, Cal Purinton, Dean Sherematta, Terry Thomso, Ron Ullyot, Brian Walker, Ken Ullyot (GM), Marc Boileau (Coach).

1992-93 IHL Turner Cup Champion Komets: Ian Boyce, Igor Chiberev, Colin Chin, Sylvain Couturier, Lee Davidson, Guy Dupuis, Steve Fletcher, Dave Gagnon, Scott Gruhl, Peter Hankinson, Kelly Hurd, Bobby Jay, Kory Kocur, Bob Lakso, Carey Lucyk, Kevin MacDonald, Pokey Reddick, Jean-Marc Richard, Grant Richison, Joel Savage, Dave Smith, Bob Wilkie, Paul Willett, Steve Wilson, Al Sims (Coach), David Franke (GM).

2002-03 UHL Colonial Cup Champion Komets: Colin Chaulk, Kevin Kotyluk, Kevin Schmidt, Ron Baker, Tom Lawson, Ryan Severson, Marc Barlow, Adam Lewis, Bart Stevens, David Beauregard, Michel Massie, Bobby Stewart, Kevin Bertram, Troy Neumeir (Asst. Coach), Josh Tataryn, Chad Cabana, Jake Ortmeyer, Sean Venedam, Cory Campbell, Kelly Perrault, Dustin Virag, Chris Eade, Greg Puhalski (Coach), David Franke (GM).

2007-08 IHL Turner Cup Champion Komets: Matt Reynolds, Mitch Woods, David Hukalo, Konstantin Shafranov, Terry Marchant, Luciano Aquino, P.C. Drouin, Evgeny Saidachev, Colin Chaulk (Asst. Player Coach), Mathieu Curadeau, Guy Dupuis, Sergej Durdin, Brandon Warner, Jake Pence, Kevin Hansen, Kevin Bertram, Brent Henley, Nick Boucher, Kevin Reiter, Ken Dufresne, Justin Hodgman, Olivier Legault, Al Sims (Coach), David Franke (GM).

2008-09 IHL Turner Cup Champion Komets: Sebastien Laplante, Kevin Bertram, P.C. Drouin, Guy Dupuis, Colin Chaulk, David Hukalo, Konstantin Shafranov, Nick Boucher, Mark Versteeg-Lytwyn, Jake Pence, Mathieu Curadau, Oliver Legault, Danko Mironovic, Justin Hodgman, Rick Varone, Leo Thomas, Keith Rodger, Brad MacMillan, Rod Aldoff, Brandon Warner, Sean O'Connor, Al Sims (Coach), David Franke (GM).

2009-10 IHL Turner Cup Champion Komets: Colin Chaulk, P.C. Drouin, Leo Thomas, Konstantin Shafranov, Matt Syroczyński, Sean O'Connor, Guy Dupuis, Frankie DeAngelis, Justin Chwedoruk, Kaleigh Schrock, David Hukalo, Brandon Warner, Bobby Phillips, Kevin Bertram, Keith Rodger, Brad MacMillan, Danko Mironovic, Mitch Woods, Justin Hodgman, Tim Haun, Nick Boucher, Al Sims (Coach), David Franke (GM).

COMCAST KOMET HALL OF FAME



The Comcast Komet Hall of Fame was first introduced in 1988. Komet general manager Bob Chase decided it was time to get a Hall of Fame established for the all-time Fort Wayne Komet hockey greats in honor of their dedication and contributions to Komet hockey in Fort Wayne. The Hall of Fame selection committee meets periodically to decide on additional inductees, events and activities.

The Hall of Fame is divided into three sections. The Executive Builders section (10), the Team Personnel section (21) and the Media section (6) combine for a total of 37 members.

The most recent inductees are Colin Chin, Steve Fletcher, Terry McDougall and Win Rood, inducted into the Class of 2007 in a ceremony at the Komet's home game November 17, 2007.

The complete list of members of the Comcast Komet Hall of Fame are as follows:

Executive Builders

Retired numbers

Ken Ullyot, GM/Coach, Owner 1958-1982	58
Colin Lister, Business Manager, Owner 1959-1985	59
Don Myers, General Manager Memorial Coliseum	
Ramon Perry, Owner 1952	
Ernie Berg, Owner 1952	
Harold Van Orman, Owner 1952	
Earl Stritmatter, Off-Ice Official 1952-2003	
Dick Zimmerman, Off-Ice Official/Statistician 1958-1990	
Flossie Zimmerman, Komet office assistant 1966-1990	
Win Rood, Supervisor of Minor Officials 1969-present	

Team Personnel

Retired numbers

Eddie Long, 1952-1966	16
Len Thornson, 1957-1970	11
Terry Pembroke, 1964-1978	5
Robbie Irons, 1967-1981	30
Chuck Adamson, 1962-1967	
Merv Dubchak, 1963-1970	
Reggie Primeau, 1960-1969	12
Lionel Repka, 1958-1969	6
George Drysdale, 1952-1955 • inducted March 6, 2002	
Roger Maisonneuve, 1957-1966 • inducted March 6, 2002	
George Polinuk, 1955-1961 • inducted March 6, 2002	
Cal Purinton, 1963-1973 • inducted March 6, 2002	
Norm Waslawski, 1958-1969 • inducted March 6, 2002	
John Goodwin, 1961-1969 • inducted March 6, 2002	
Ted Wright, 1962-1970 • inducted March 6, 2002	
Rob Laird, 1974-1989 • inducted March 6, 2002	18
Marc Boileau, Player/Coach, 1970-1974 • inducted March 28, 2004	
Bobby Rivard, 1962-1966, 1974-75 • inducted March 28, 2004	
Colin Chin, 1986-1996 • inducted November 17, 2007	26
Steve Fletcher, 1982-83, 1990-2002 • inducted November 17, 2007	77
Terry McDougall, 1975-1982 • inducted November 17, 2007	

MEDIA

Retired numbers

Bob Reed, Journal Gazette	
Carl Wiegman, Journal Gazette	
Bud Gallmeier, News Sentinel	
Hilliard Gates, WKJG TV 33 • inducted March 6, 2002	
Bob Chase, WOWO Radio 1190 • inducted March 8, 2003	40
Dick DeFay, WKJG TV 33/Radio • inducted March 28, 2004	

RETIRED NUMBERS

5 TERRY PEMBROKE

Terry Pembroke scored one of the most memorable goals in Komet history and ranks third in most Komet career games with 784 after skating 12 years in a Komet uniform.

Terry accumulated 273 assists and 339 points during his career as a Komet. The defenseman also ranks sixth all-time with 1,143 penalty minutes. Terry holds the club record with eight IHL All-Star Game appearances. He was a member of the 1965 and 1973 Turner Cup Champion Komet teams.

On February 20, 1965, with about 25 seconds remaining in the first period, Terry took the puck off the face-off deep in the Komet end and quickly turned and fired a wrist shot from the bottom of the face off circle. The puck traveled approximately 176 feet through the air and beside the Memorial Coliseum scoreboard before it hit Toledo goaltender Glenn Ramsay in the leg and glanced into the goal. Terry Pembroke was inducted into the Comcast Komets Hall of Fame in 1987.

6 LIONEL REPKA

Lionel Repka played 11 seasons as a Fort Wayne Komet. Lionel ranks 10th on the Komet's all-time top 10 point leaders list with 492 points in 666 games.

"Choo Choo", as he was nicknamed, was an IHL Turner Cup Champion with the Komets twice, in 1963 and again in 1965. He was named best defenseman in the league during the 1964-65 season. During the 65-66 campaign, Lionel tallied a total of 80 points while playing defense.

Lionel still resides in Fort Wayne and is a frequent visitor to Komet home games, Legend ceremonies and other various off-ice events.

Lionel Repka was inducted into the Comcast Komets Hall of Fame in 1987.

11 LEN THORNSON

Len Thornson was one of the greatest puckhandlers and scorers ever in the International Hockey League. Lenny played 12 seasons from 1957-58 to 1968-69 with the Komets and appeared in 763 regular season games. The center holds the Komet's all-time point record with 1,219 career points and the Komet record for assists with 807. He also shares the record of most points in a season of 139 with Terry McDougall. During the 1960-61 season, Lenny set the Komet record of the longest 2-point scoring streak of 14 games.

Thornson won seven IHL MVP awards, three IHL scoring titles and was selected to the All-IHL Team eight times. Lenny is regarded in many circles as one of the greatest all-around minor league hockey players of all time. In 1997, The Hockey News named Len Thornson the IHL's Greatest Player of All Time. Len Thornson was inducted into the Comcast Komets Hall of Fame in 1987.

RETIRED NUMBERS

12 REGGIE PRIMEAU

Reggie Primeau played eight seasons with the Komets. The center's numbers include 342 assists in 452 regular season games and he ranks sixth on the Komet's all-time top 10 point leaders list with 542. During the 1961-62 season Reggie eclipsed the 100-point mark for the year with 105 points.

Reggie was an IHL Turner Cup champion with the Komets twice in his career in 1963 and 1965.

Reggie still resides in the Fort Wayne area and is a frequent visitor to Komet home games, Legend ceremonies and various off-ice events. Reg is a true ambassador of Fort Wayne Komet Hockey.

Reggie Primeau was inducted into the Comcast Komets Hall of Fame in 1987.

16 EDDIE LONG

Eddie Long was nicknamed Mr. Komet and appropriately so. The rugged right winger spent 14 years playing in a Komet's uniform and was an original member of the Komet's 1952 team.

Eddie skated the most games all-time of any Komet, prior to 2008-09, appearing in 866 from 1952-53 thru 1965-66 including playoffs. Eddie's record of most games as a Komets was eclipsed April 8, 2009, when Guy Dupuis appeared in his 867th game for a new Komet all-time most games record. Eddie continues to hold the record of most career goals scored in a Fort Wayne uniform with 425.

Eddie, along with three other players, holds the Komet record for most goals in a game with five. He also scored a record four hat tricks during the 1956-57 season, also a record shared with three other players.

Truly a champion, Eddie is the only person to have won Turner Cup titles as a Komet's player and then as a Komet's head coach. Eddie won the IHL Turner Cup Championship as a player in 1963 and as the Komet's head coach in 1965.

One of Eddie's proudest moments came in March of 1959 when he was struck in the face by the puck during the first period of a game against Toledo. He was carried off the ice, sent to the hospital and took 18 stitches to close the wound. Eddie came back to the Coliseum in time to enter the third period and score the game winning goal.

Eddie was the first Komet to have his jersey number retired in 1965-66. He continues to reside in Fort Wayne and still plays hockey in recreational leagues.

Eddie Long was inducted into the Comcast Komets Hall of Fame in 1987.



RETIRED NUMBERS

18 ROBBIE LAIRD

Robbie Laird hustled on the ice for the Komets nine seasons and coached the Fort Wayne club another four seasons. It was Laird's hard-nosed style of play that earned him his fame.

No one could ever accuse Rob Laird of taking a shift off. It was his blue collar work ethic on the ice that made him a Komet legend and earned him a spot in the hall of fame.

Robbie broke the 100-point plateau during the 1978-79 season tallying 107. Robo, as he was nicknamed, ranks fourth on the Komet's all-time penalty minute list with 1,298 minutes in the sin bin and ranks ninth on the Komet's all-time top 10 point leaders list with a career total of 499 points in 520 games played.

Robbie's on-ice work ethic carried over to his coaching style and he ranks fourth on the Komet's career coaching wins list with 194. Robbie Laird was inducted into the Comcast Komets Hall of fame in 2002.

26 COLIN CHIN

Colin Chin was born in Fort Wayne, Indiana. Colin was raised on Komet Hockey. After completing three seasons of play in the NCAA at the University of Illinois-Chicago, the center skated with Baltimore of the American Hockey League in 1985-86 before returning to his roots in Fort Wayne.

The IHL All-Star went on to appear in 10 consecutive seasons with the Komets from 1986-87 to 1995-96 and grabbed the IHL Turner Cup Championship in 1993. In 1993-94 "Chinner" became a member of the Komet's elite 100-point Club posting exactly 100 points scoring 36 goals and adding 64 assists in 81 games. He ranks fourth on the Komet's all-time top 10 point leaders list with 636 points during his 660-game career with the Komets. Colin remains known as one of the most popular and prominent captains in the history of the Komet hockey club.

Colin resides in Fort Wayne and is employed by Lincoln Financial. Colin Chin was inducted into the Comcast Komets Hall of Fame in 2007.

RETIRED NUMBERS

30 ROBBIE IRONS

Robbie Irons played between the Komet pipes for 12 seasons encompassing parts of three decades. Robbie collected an IHL Turner Cup Championship with the Komets in 1973.

He was originally the property of the New York Rangers. In the 1968-69 season Robbie was an emergency back-up on the bench for the St. Louis Blues when he replaced Glenn Hall for three minutes without allowing a goal. His three-minute appearance set an NHL record for the fewest career minutes played by an NHL goalie.

Robbie continues to reside in Fort Wayne after retiring in 1981 and works alongside Komet announcer Bob Chase offering color commentary on Komet home radio broadcasts.

Robbie Irons was inducted into the Comcast Komets Hall of Fame in 1987.

40 BOB CHASE

Bob Chase hails from Negaunee, Michigan, where he was born January 22, 1926.

He grew up in Marquette, Michigan and after high school joined the U.S. Navy where he served from 1943-1947. Upon his discharge from the Navy, Bob entered Northern Michigan University at Marquette and graduated in 1952. While in college, Bob started his radio career in Marquette in 1949.

Bob moved to Fort Wayne to begin his radio career with WOWO AM 1190 in 1953 which included broadcasting Komet hockey games starting with the 1953-54 season. Bob never looked back and is enjoying his 57th consecutive season calling Komet hockey radio-rinkside.

In 1988, as general manager of the Komets, Bob introduced the Komets Hall of Fame. He was inducted into the Hall himself as the only member of the Class of 2003.

Bob was honored for his 40th season in 1993 as part of a ceremony retiring the number 40 in his honor.

Most recently, Bob was honored as the IHL's Broadcaster of the Year for 2009-10.

Bob and Muriel have four children; Michael, Kurt, Karin and David.



RETIRED NUMBERS

58 KEN **ULLYOT**

Ken Ulyot came to Fort Wayne to coach the Komets in 1958. He also served the team as general manager and owner at different times until he retired in 1986. Ken led the Komets to the 1963 Turner Cup as a coach, the 1965 championship as general manager and the 1973 title as an owner.

From 1958 to 1973 the Komets won three Turner Cups and made seven trips to the finals under his direction. In 1997 The Hockey News named Ken Ulyot the IHL's All-Time Greatest General Manager and the IHL honored it's Western Conference champion by presenting them with the Ken Ulyot trophy.

During his tenure as an IHL governor, Ulyot and Komet business manager Colin Lister were credited with keeping the league alive through some very lean years.

The Komets retired jersey number 58 in honor of the year of Ken's first season with the Komets. Ken Ulyot was inducted into the Comcast Komets Hall of Fame in 1987.

59 COLIN **LISTER**

Colin Lister arrived in Fort Wayne prior to the 1958-59 season after accepting the position of Secretary-Treasurer and Business Manager of the Komets. Newly hired general manager Ken Ulyot decided Colin was the perfect man for the job after Colin had previously served as Ken's business manager in Prince Albert, Saskatchewan.

Colin mastered the art of managing the Komet's business affairs and became a very familiar face to Komet fans in the Coliseum ticket office where he was also the box office manager. Colin later became a stockholder in the Komet hockey club and in the early 80's, after capturing three IHL Turner Cup Championships, Colin became majority owner. Colin sold the team in the summer of 1985.

Through his 26-year Komet career, Colin was directly involved in every aspect of Komet hockey management and it's representation in the community. The Komets retired the jersey number 59 in honor of Colin's inaugural season in Fort Wayne. Colin Lister was inducted into the Comcast Komets Hall of Fame in 1987.

77 STEVE **FLETCHER**

Steve Fletcher started his career with the Komets in 1982 after completing three years of juniors at Hull. Selected by Calgary in the 1980 NHL Entry Draft, Steve skated nine seasons in the American Hockey League after his initial start with the Komets during 1982-83. His career in the NHL included stints with Montreal and Winnipeg before returning to Fort Wayne in 1990 for six additional seasons. Steve officially ended his playing career appearing in one game with the Komets during the 2002-03 season.

Steve is the recipient of the Komet's Most Popular Player Award and is the Komet's all-time king enforcer with a total 1,752 penalty minutes. Steve continues to reside in Fort Wayne and is employed by Aunt Millie's Bakery. Steve Fletcher was inducted into the Comcast Komets Hall of Fame in 2007.

KOMETES JERSEY AUCTIONS

The Komets have held End-of-Season Jersey Auctions each year since the beginning of the Franke Family ownership in 1990. Here are the grand totals of previous Komet jersey auctions. All proceeds have gone to various charities.

*The Komets wore Y2K jerseys in home games 12/31/99 and 1/2/00, sold in silent auction for the Make-A-Wish Foundation of Indiana.

<u>Season</u>	<u>Total</u>	<u>High Bid</u>	<u>No.</u>	<u>Player</u>
1990-91	\$10,335	\$1,200	44	Kevin Kaminski
1991-92	\$12,905	\$3,200	17	Jean-Marc Richard
1992-93	\$33,010	\$3,450	4	Grant Richison
1993-94	\$12,330	\$ 900	15	Dan Lambert
1994-95	\$16,200	NA	NA	NA
1995-96	\$10,675	\$1,000	44	Shawn Cronin
1996-97	\$11,225	\$ 825	2	Guy Dupuis
1997-98	\$10,550	\$ 950	33	Steffon Walby
1998-99	\$12,225	\$ 950	20	Pokey Reddick
1999-00	\$10,000	\$1,200	35	Doug Teskey
*Y2K Jersey	\$11,012	\$1,050	27	Kelly Hurd
2000-01	\$13,435	\$3,150	35	Doug Teskey
2001-02	\$12,215	\$1,005	49	Brent Gretzky
2002-03	\$26,700	\$2,000	13	Sean Venedam
2003-04	\$15,265	\$1,400	31	Kevin St. Pierre
2004-05	\$24,825	\$2,600	82	Tom Nemeth
2005-06	\$15,425	\$2,700	25	Andrew Luciuk
2006-07	\$21,800	\$2,650	55	Pascal Morency
2007-08	\$32,250	\$5,500	88	Justin Hodgman
2008-09	\$32,200	\$2,100	71	P.C. Drouin
2009-10	<u>\$25,675</u>	\$1,500	2	Guy Dupuis
	\$370,257			

Most money raised at a Komet jersey auction: \$33,010, 1992-93

Highest bid on a Komet jersey: \$5,500, #88, Justin Hodgman, 2007-08

FORT WAYNE KOMETS 2010-11 SCHEDULE

HOME			
OCTOBER			
7	THURSDAY	VS DAYTON (Exhibition game)	7:30pm
16	SATURDAY	VS RAPID CITY	7:30PM
NOVEMBER			
5	FRIDAY	VS BLOOMINGTON	8:00PM
*6	SATURDAY	VS EVANSVILLE	7:30PM
19	FRIDAY	VS ARIZONA	8:00PM
20	SATURDAY	VS DAYTON	7:30PM
25	THURSDAY	VS QUAD CITY	7:30PM
27	SATURDAY	VS QUAD CITY	7:30PM
DECEMBER			
3	FRIDAY	VS BLOOMINGTON	8:00PM
18	SATURDAY	VS DAYTON	7:30PM
22	WEDNESDAY	VS DAYTON	7:30PM
27	MONDAY	VS DAYTON	7:30PM
29	WEDNESDAY	VS MISSISSIPPI	7:30PM
31	FRIDAY	VS QUAD CITY	8:00PM
JANUARY			
*7	FRIDAY	VS EVANSVILLE	8:00PM
9	SUNDAY	VS QUAD CITY	5:00PM
14	FRIDAY	VS EVANSVILLE	8:00PM
16	SUNDAY	VS MISSISSIPPI	5:00PM
19	WEDNESDAY	VS MISSOURI	7:30PM
22	SATURDAY	VS BLOOMINGTON	7:30PM
FEBRUARY			
4	FRIDAY	VS WICHITA	8:00PM
5	SATURDAY	VS WICHITA	7:30PM
9	WEDNESDAY	VS BLOOMINGTON	7:30PM
11	FRIDAY	VS QUAD CITY	8:00PM
13	SUNDAY	VS EVANSVILLE	5:00PM
18	FRIDAY	VS DAYTON	8:00PM
20	SUNDAY	VS DAYTON	5:00PM
25	FRIDAY	VS QUAD CITY	8:00PM
26	SATURDAY	VS EVANSVILLE	7:30PM
MARCH			
2	WEDNESDAY	VS EVANSVILLE	7:30PM
*6	SUNDAY	VS EVANSVILLE	5:00PM
16	WEDNESDAY	VS BOSSIER-SHREVEPORT	7:30PM
18	FRIDAY	VS BOSSIER-SHREVEPORT	8:00PM
20	SUNDAY	VS BLOOMINGTON	5:00PM
23	WEDNESDAY	VS DAYTON	7:30PM
25	FRIDAY	VS COLORADO	8:00PM
26	SATURDAY	VS COLORADO	7:30PM

*-To be played as an Evansville home game.

Away			
October			
9	Saturday	@ Dayton (Exhibition game)	7:30pm
22	Friday	@ Arizona	7:05pm (10:05 FW)
23	Saturday	@ Arizona	7:05pm (10:05 FW)
29	Friday	@ Quad City	7:05pm (8:05 FW)
November			
11	Thursday	@ Dayton	7:00pm
12	Friday	@ Evansville	7:35pm (8:35 FW)
13	Saturday	@ Missouri	7:05pm (8:05 FW)
26	Friday	@ Evansville	7:35pm (8:35 FW)
December			
4	Saturday	@ Dayton	7:30pm
10	Friday	@ Wichita	7:05pm (8:05 FW)
11	Saturday	@ Missouri	7:05pm (8:05 FW)
12	Sunday	@ Quad City	4:05pm (5:05 FW)
17	Friday	@ Quad City	7:05pm (8:05 FW)
26	Sunday	@ Dayton	5:00pm
January			
1	Saturday	@ Dayton	7:30pm
8	Saturday	@ Dayton	7:30pm
15	Saturday	@ Bloomington	7:05pm (8:05 FW)
21	Friday	@ Bloomington	7:05pm (8:05 FW)
28	Friday	@ Bossier-Shreveport	7:05pm (8:05 FW)
29	Saturday	@ Bossier-Shreveport	7:05pm (8:05 FW)
30	Sunday	@ Texas	4:00pm (5:00 FW)
February			
12	Saturday	@ Dayton	7:30pm
16	Wednesday	@ Bloomington	7:05pm (8:05 FW)
19	Saturday	@ Quad City	7:05pm (8:05 FW)
21	Monday	@ Bloomington	7:05pm (8:05 FW)
27	Sunday	@ Dayton	5:00pm
March			
4	Friday	@ Bloomington	7:05pm (8:05 FW)
5	Saturday	@ Evansville	7:35pm (8:35 FW)
11	Friday	@ Colorado	7:05pm (9:05 FW)
12	Saturday	@ Rapid City	7:05pm (9:05 FW)
19	Saturday	@ Evansville	7:35pm (8:35 FW)

2010-11 FORT WAYNE KOMETS vs CENTRAL HOCKEY LEAGUE							
	Turner Conference	@ Ft Wayne	Away	Total			
	Bloomington PrairieThunder	5	5	10			
	Colorado Eagles	2	1	3			
	Dayton Gems	7	7	14			
	Evansville Icemen	7	4	11			
	Missouri Mavericks	1	2	3			
	Quad City Mallards	6	4	10			
	Rapid City Rush	1	1	2			
	Wichita Thunder	<u>2</u>	<u>1</u>	<u>3</u>			
	Totals:	31	25	56			
	Berry Conference						
	Allen Americans	0	0	0			
	Arizona Sundogs	1	2	3			
	Bossier-Shreveport Mudbugs	2	2	4			
	Laredo Bucks	0	0	0			
	Mississippi RiverKings	2	0	2			
	Odessa Jackalopes	0	0	0			
	Rio Grande Valley Killer Bees	0	0	0			
	Texas Brahmas	0	1	1			
	Tulsa Oilers	<u>0</u>	<u>0</u>	<u>0</u>			
	Totals:	5	5	10			

		Home	Away	I
Fri	12	10	22	
Sat	9	13	22	
Sun	6	4	10	
Mon	1	1	2	
Tues	0	0	0	
Wed	7	1	8	
Thu	<u>1</u>	<u>1</u>	<u>2</u>	
Totals	36	30	66	
Oct	1	3	4	
Nov	6	4	10	
Dec	6	6	12	
Jan	6	7	13	
Feb	9	5	14	
Mar	<u>8</u>	<u>5</u>	<u>13</u>	
Totals	36	30	66	



All times are subject to change. Daylight savings time ends first Sunday in November, and returns second Sunday in March.

CRASH THE NET!

KOMETES.COM

THE OFFICIAL WEBSITE OF THE FORT WAYNE KOMETS



Komets

- COMCAST KOMETCAST GAMEDAY RADIO
- ORDER TICKETS AND SHOP ONLINE
- JOIN CYBERKOMETS EMAIL CLUB
- HISTORY SECTION
- KOMETS HALL OF FAME!

